

GOVERNMENT OF KARNATAKA
POLICE DEPARTMENT



CRIME REVIEW

AND

PERFORMANCE OF UNITS UNDER

CCTNS PROJECT

MARCH – 2023

POLICE 

POLICE COMPUTER WING &
STATE CRIME RECORDS BUREAU

7TH Floor, M.S. Building,
Dr.B.R.Ambedkar Road,
Bengaluru – 560001.

email:adgppcw@ksp.gov.in

INDEX

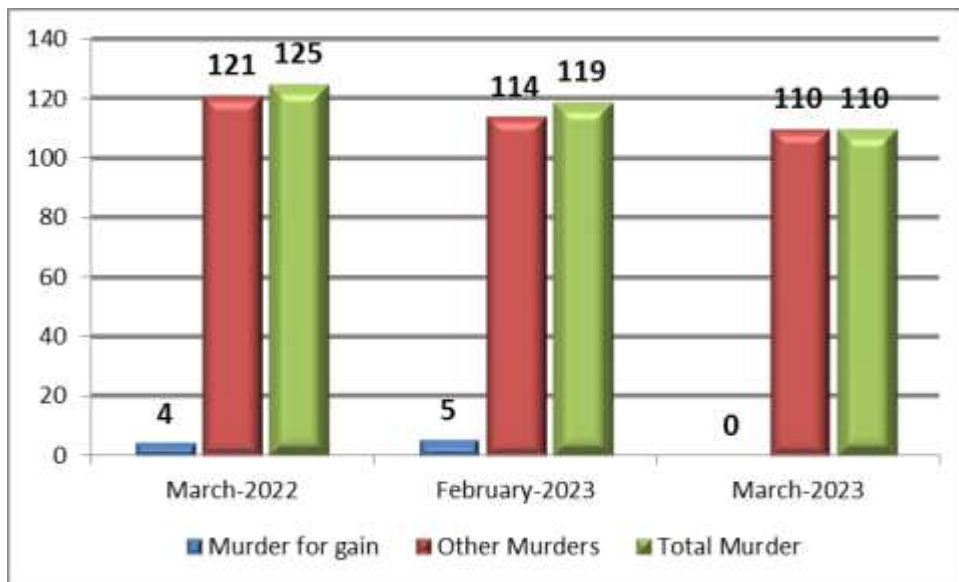
Sl. No.	CONTENTS	Page No.
1	Crime Review on – 1) Murder 2) Dacoity 3) Robbery 4) Burglary 5) Theft 6) Riots 7) Hurt 8) Spl. & local laws 9) Crime against Women 10) POCSO 11) SC & ST POA Act 12) Security cases 13) Cyber Crimes 14) Economic Offences & 15) MMDR & KMMCR 16) Motor Vehicles Theft Cases 17) NDPS Cases	1-17
2	District-wise Reported cases under various heads for the month of March – 2023	18
3	Crime Statistics – IPC Crimes	19-29
4	Crime Statistics – Special & Local laws	29-34
5	Crime Statistics – Crime against Women	34
6	Crime Statistics – Crime against Children	35
7	Crime Statistics – Crime against SC & ST	36
8	Crime Statistics – Road Accidents	37
9	Unit-wise report on Receipts & Disposals under SAKALA services	38-39
10	Comparative Crime Statement – 17	40-41
11	Police IT March month Pragathi report	42-43
12	e-Sign details – FIR & Chargesheet	44-45
13	Police IT MT Module log book details	46-48
14	Seva Sindhu – March month report	49
15	District Wise COTPA Statistics	50

CRIME REVIEW FOR THE MONTH OF MARCH – 2023

1. Murder

As per the review for the month 110 cases of Murder were reported (There are no cases reported under Murder for gain during the current month) as against 119 Murder cases (5 cases of Murder for gain has been reported in last month) in the previous month & 125 Murder cases (4 cases of Murder for gain) in the corresponding month of previous year.

Month	Year	Murder for gain	Other Murders	Total Murder
March	2023	0	110	110
February	2023	5	114	119
March	2022	4	121	125

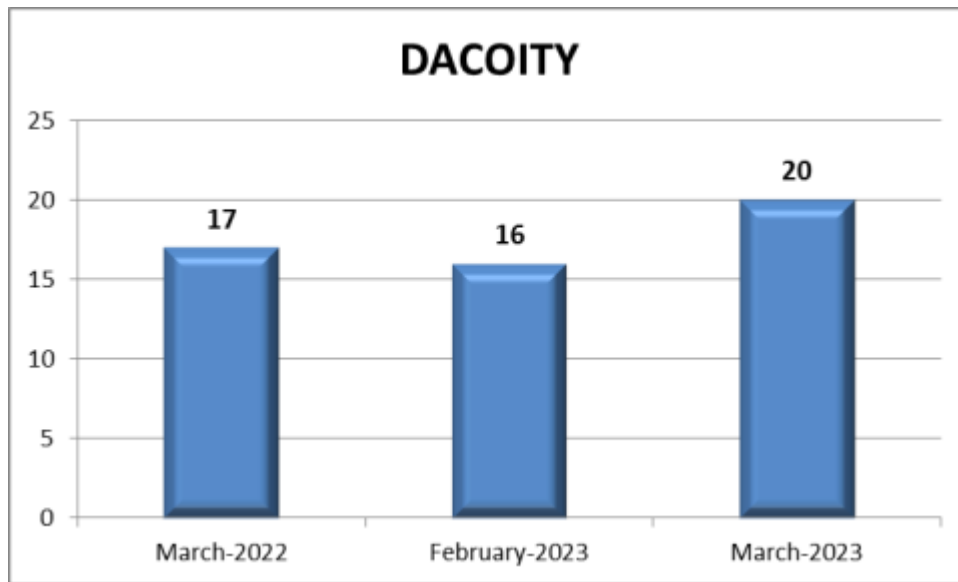


There is a decrease in the reported cases of Murder during the current month when compared to the cases of previous month and to the corresponding month of previous year. No cases have been reported cases of Murder for gain during the current month.

2. Dacoity

20 cases of Dacoity were reported during the current month as against 16 cases in the previous month and 17 cases in the corresponding month of previous year.

Month	Year	Dacoity Cases
March	2023	20
February	2023	16
March	2022	17



There is an increase in the reported cases of Dacoity during the current month when compared to the cases of previous month and to the corresponding month of previous year.

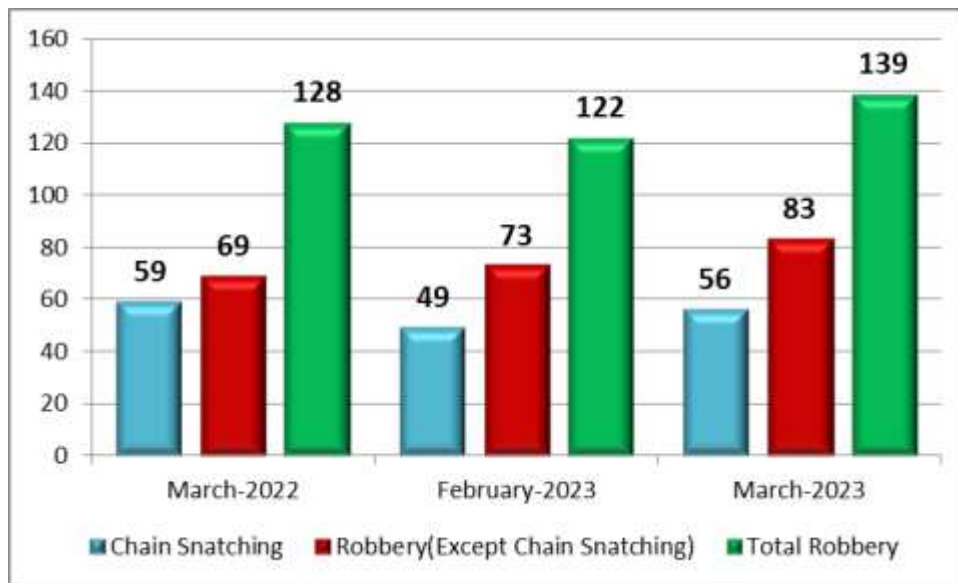
The unit wise break up of Dacoity cases for the month under review is as follows:-

Name of the unit	No. of cases	Name of the unit	No. of cases
Bengaluru City	4	Ramanagara District	4
Bengaluru District	3	Shivamogga District	3
Kalaburgi City	2	Davanagere District	1
Haveri District	1	Kalaburgi District	1
Mysore District	1		

3. Robbery

139 cases of Robbery were reported during the current month (including 56 chain snatching cases) as against 122 cases (49 cases of Chain snatching) in the previous month and 128 cases (59 cases of Chain snatching) in the corresponding month of previous year.

Month	Year	Chain Snatching	Robbery (Except Chain Snatching)	Total Robbery
March	2023	56	83	139
February	2023	49	73	122
March	2022	59	69	128



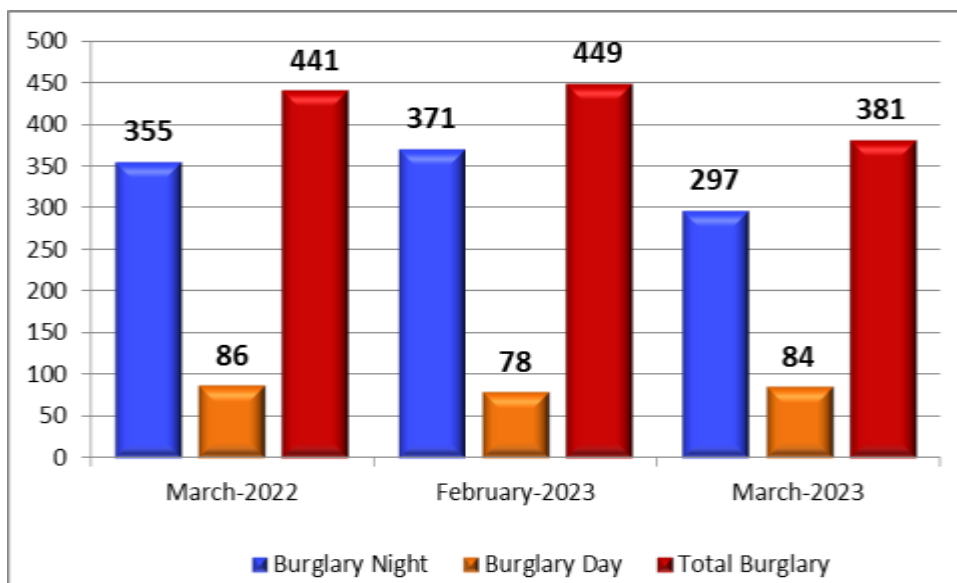
There is an increase in the number of cases reported during the current month under the head Robbery when compared to the cases of previous month and to the corresponding month of previous year.

There is an increase in the number of cases reported during the current month under Chain Snatching when compared to the cases of previous month and a decrease when compared to the corresponding month of previous year.

4. Burglary

381 cases of Burglary were reported during the month as against 449 cases in the previous month and 441 cases during the corresponding month of previous year.

Month	Year	Burglary Night	Burglary Day	Total
March	2023	297	84	381
February	2023	371	78	449
March	2022	355	86	441

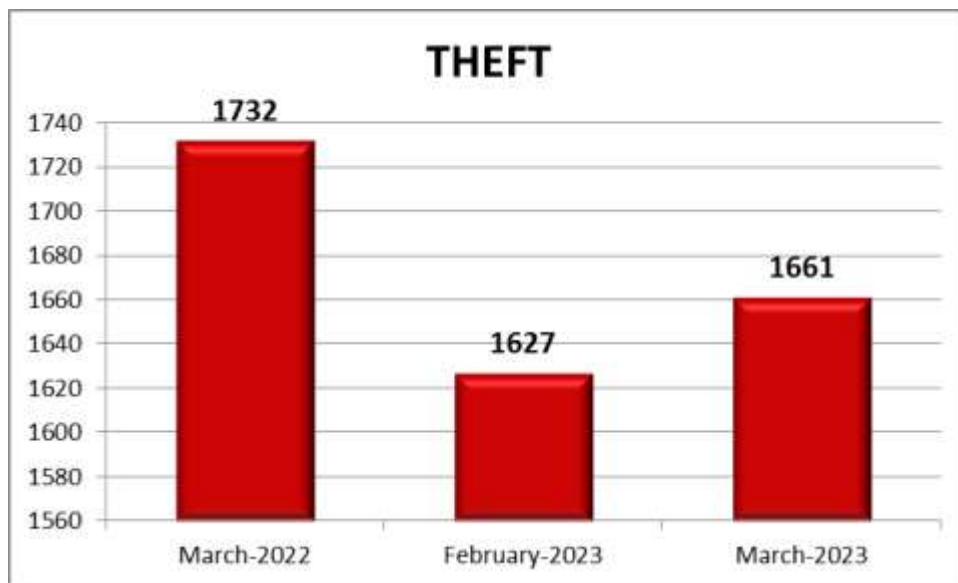


There is a decrease in the number of cases reported during the current month under the head burglary, when compared to the reported cases of previous month and to the corresponding month of previous year.

5. Theft

1661 cases of Theft were reported during the month as against 1627 cases in the previous month and 1732 cases in the corresponding month of previous year.

Month	Year	Reported
March	2023	1661
February	2023	1627
March	2022	1732

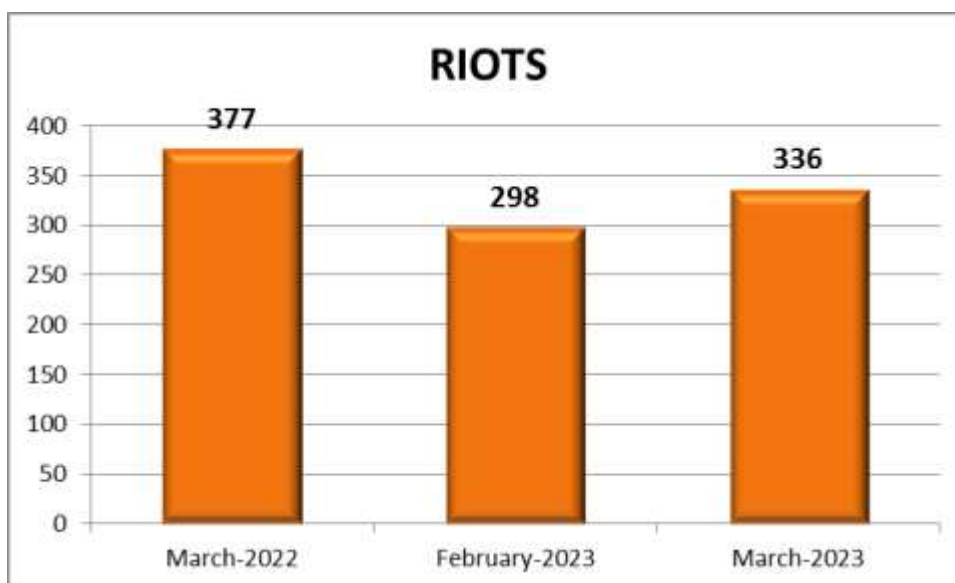


There is an increase in the number of cases reported during the current month under the head theft when compared to the cases of previous month and a decrease when compared to the corresponding month of previous year.

6. Riots

336 cases were reported during the current month under the category Riots as against 298 cases in the previous month and 377 cases in the corresponding month of previous year.

Month	Year	Riots
March	2023	336
February	2023	298
March	2022	377

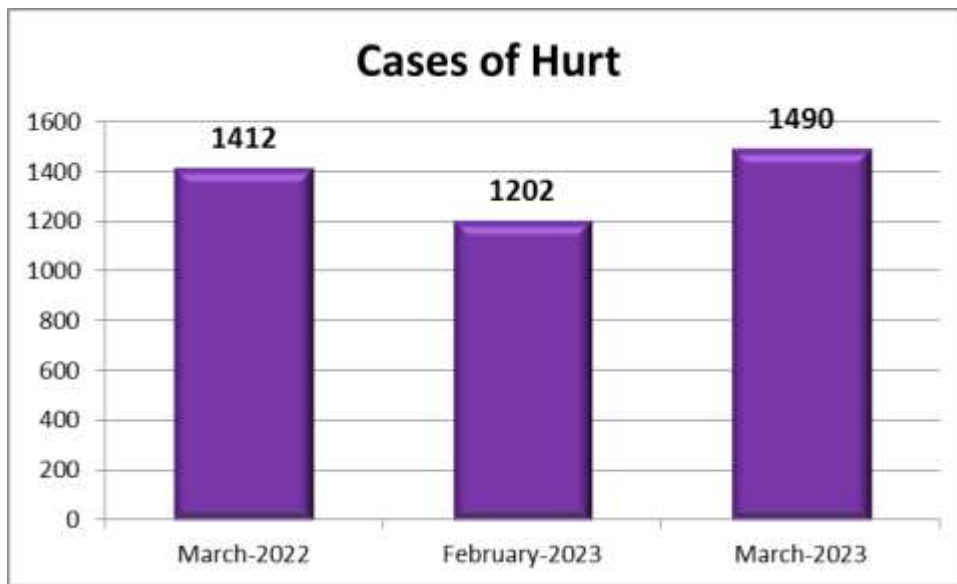


There is an increase in the number of cases reported under this head during the month, when compared to the cases of previous month and a decrease when compared to the corresponding month of previous year.

7. Hurt

1490 cases were reported during the current month under the category Hurt as against 1202 cases in the previous month and 1412 cases in the corresponding month of previous year.

Month	Year	Cases of Hurt
March	2023	1490
February	2023	1202
March	2022	1412

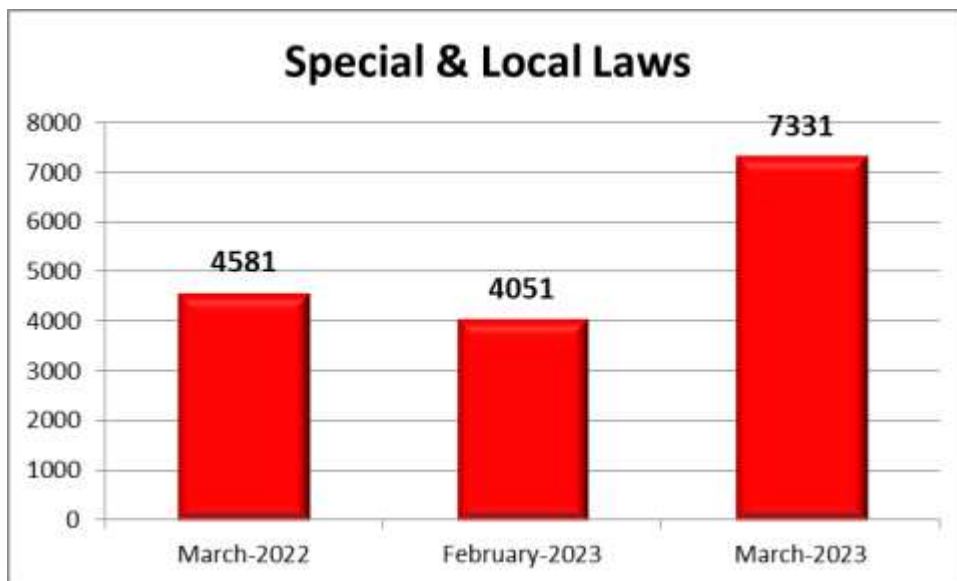


There is an increase in the number of cases reported under this head during the month, when compared to the cases of previous month and to the corresponding month of previous year.

8. Special & Local Laws

7331 cognizable cases were registered under Special & Local Laws during the month as against 4051 cases in the previous month and 4581 cases in the corresponding month of previous year.

Month	Year	Special & Local Laws
March	2023	7331
February	2023	4051
March	2022	4581

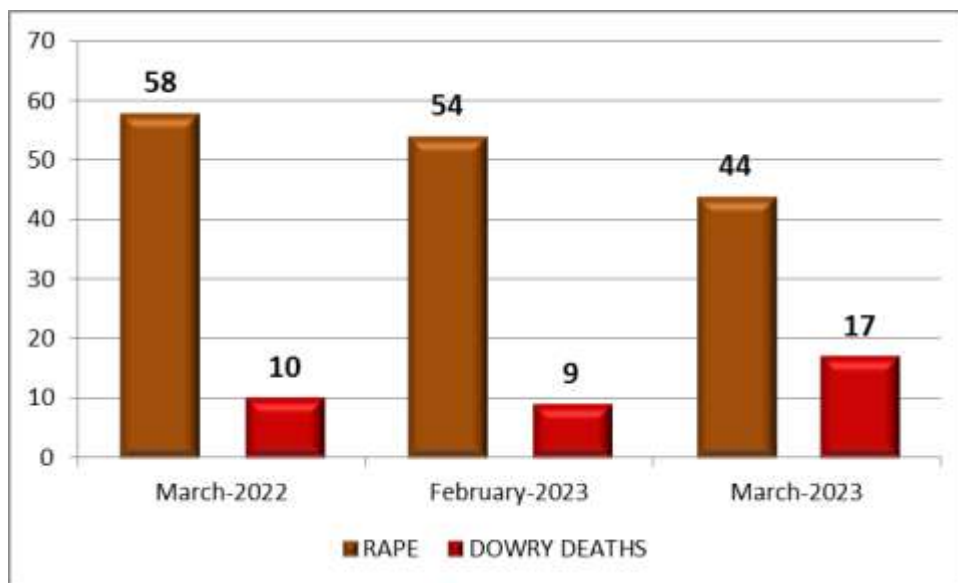


There is an increase in the number of cognizable cases reported during the month under Special & Local Laws when compared to the cases of previous month and to the corresponding month of the previous year.

9. Crime against Women (Rape & Dowry Death)

44 cases of Rape have been reported during the month as against 54 cases in the previous month and 58 cases in the corresponding month of previous year. 17 cases of Dowry Death have been reported during the current month, as against 9 cases in the previous month and 10 cases in the corresponding month of previous year. (Note: Other Crimes against Women are mentioned in Page No.22)

Month	Year	Rape	Dowry Death
March	2023	44	17
February	2023	54	9
March	2022	58	10



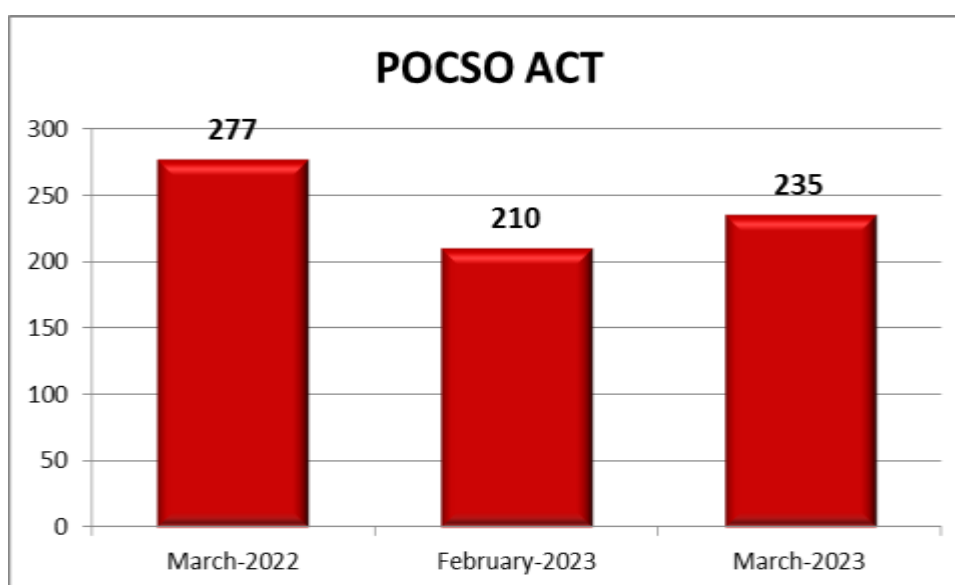
There is a decrease in the reported cases under Rape during the current month when compared to the previous month and to the corresponding month of previous year.

There is an increase in the reported cases of Dowry death during current month when compared to the previous month and to the corresponding month of previous year.

10. Protection of Children from Sexual Offences Act (POCSO)

235 cases of POCSO were reported during the current month as against 210 cases in the previous month and 277 in the corresponding month of previous year.

Month	Year	POCSO
March	2023	235
February	2023	210
March	2022	277

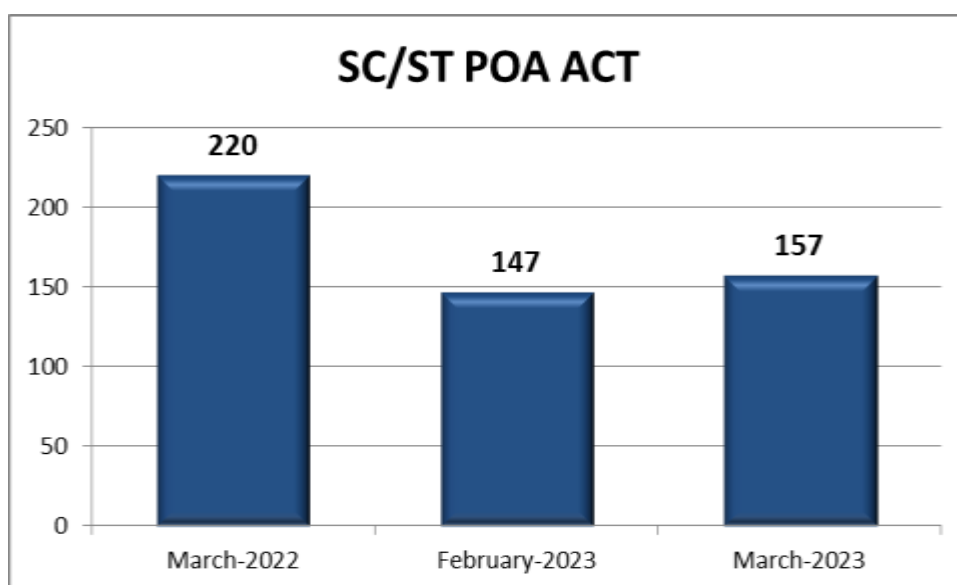


There is an increase in the reported cases under the head POCSO during the current month when compared to the cases of previous month and a decrease when compared to the corresponding month of previous year.

11. Crimes under SC/ST POA Act

157 cases were reported during the current month under this head as against 147 cases in the previous month and 220 cases in the corresponding month of previous year. (Details are mentioned at Page No.24)

Month	Year	SC/ST POA Act
March	2023	157
February	2023	147
March	2022	220

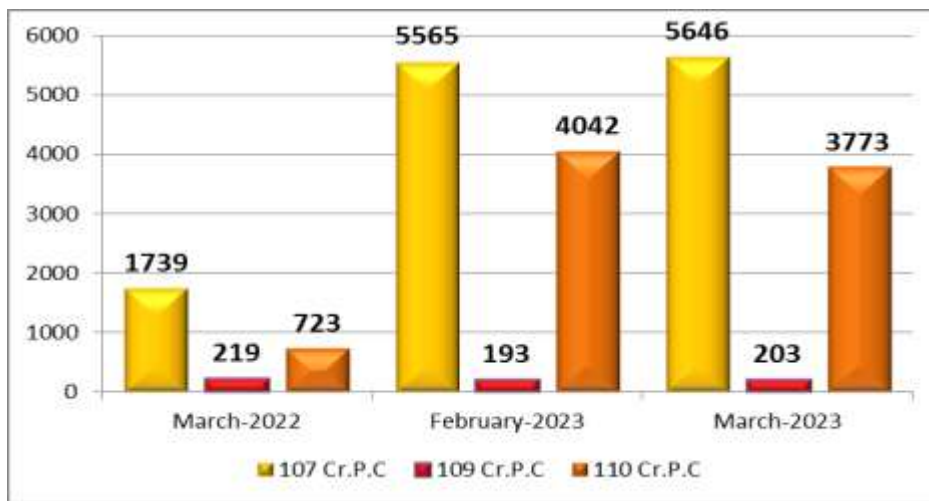


There is an increase in the reported cases under Crime against SC/ST during the current month when compared to the reported cases of previous month and a decrease when compared to the corresponding month of previous year.

12. Preventive Action Report

5646, 203 & 3773 cases u/s 107, 109 & 110 Cr.PC. respectively have been booked during the current month as against 5565, 193 & 4042 Preventive Action Report in the previous month and 1739, 219 & 723 Preventive Action Report in the corresponding month of last year.

Month	Year	Security Cases			Total
		107 Cr.PC	109 Cr.PC	110 Cr.PC	
March	2023	5646	203	3773	9622
February	2023	5565	193	4042	9800
March	2022	1739	219	723	2681

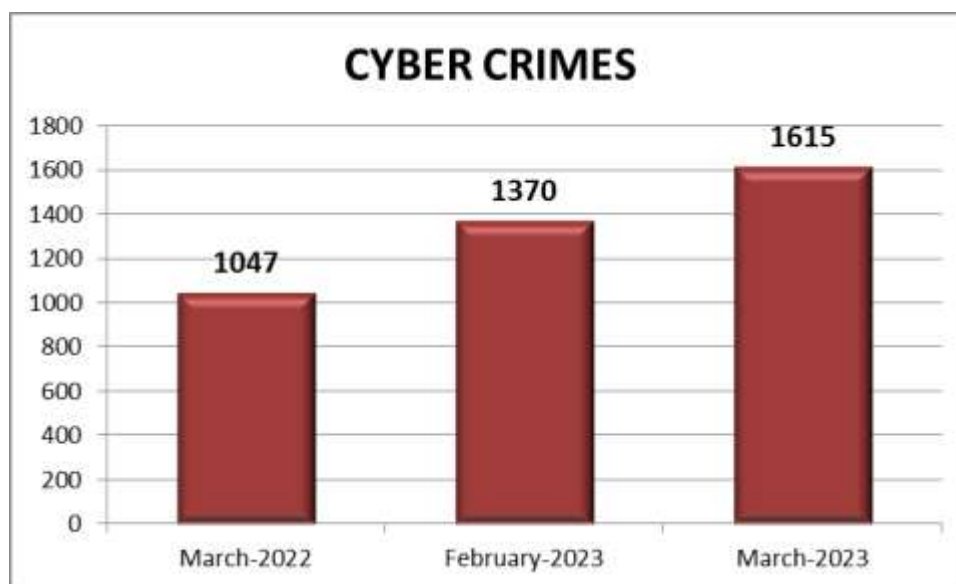


- Under sec 107 Cr.PC. more number of Preventive Action Report have been booked during the current month when compared to the Preventive Action Report of previous month and to the corresponding month of previous year.
- Under Sec.109 Cr.PC. more number of Preventive Action Report have been booked during the current month when compared to the Preventive Action Report of previous month and less when compared to the corresponding month of previous year.
- Under 110 Cr.PC. less number of Preventive Action Report have been booked during the current month when compared to the Preventive Action Report of previous month and more when compared to the corresponding month of previous year.

13. Cyber Crimes (Information Technology Act)

1615 cases were reported during the current month under this head as against 1370 cases in the previous month and 1047 cases in the corresponding month of previous year.

Month	Year	Cyber Crimes
March	2023	1615
February	2023	1370
March	2022	1047

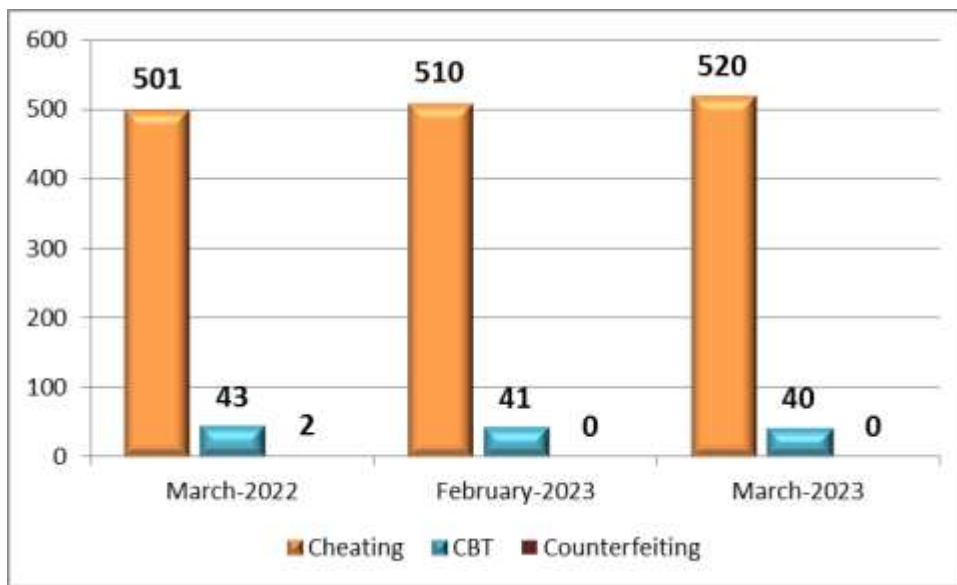


There is an increase in the reported cases under Cyber Crimes during the current month when compared to the reported cases of previous month and to the corresponding month of previous year.

14. Economic Offences (Criminal Breach of Trust, Cheating, Counterfeiting)

560 cases were reported during the current month under Economic Offences **(Criminal Breach of Trust-40, Cheating-520 and Counterfeiting-0)** as against 551 cases during the previous month and 560 cases in the corresponding month of previous year.

Month	Year	Economic Offences
March	2023	560
February	2023	551
March	2022	546



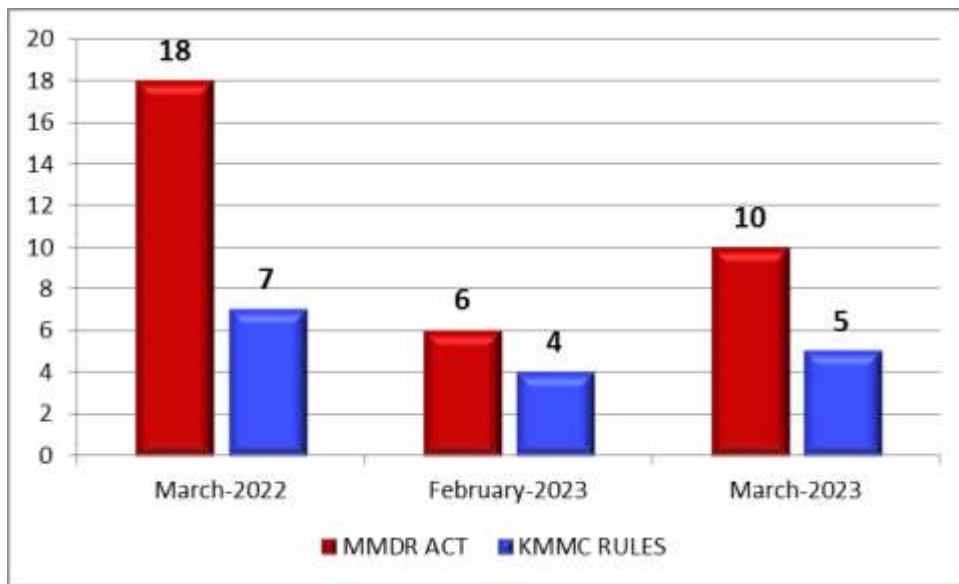
There is an increase in the reported cases under economic offences during the current month when compared to the reported cases of previous month and to the corresponding month of previous year.

15. Mines and Minerals (Development & Regulation) Act 1957 & Karnataka Minor Mineral Consistent Rule - 1994

10 cases of MMDR were reported during the current month under this head as against 6 cases in the previous month and 18 cases in the corresponding month of previous year.

5 cases of KMMCRC reported during the current month as against 4 cases in the previous month and 7 cases in the corresponding month of previous year.

Month	Year	MMDR Act	KMMC Rules
March	2023	10	5
February	2023	6	4
March	2022	18	7



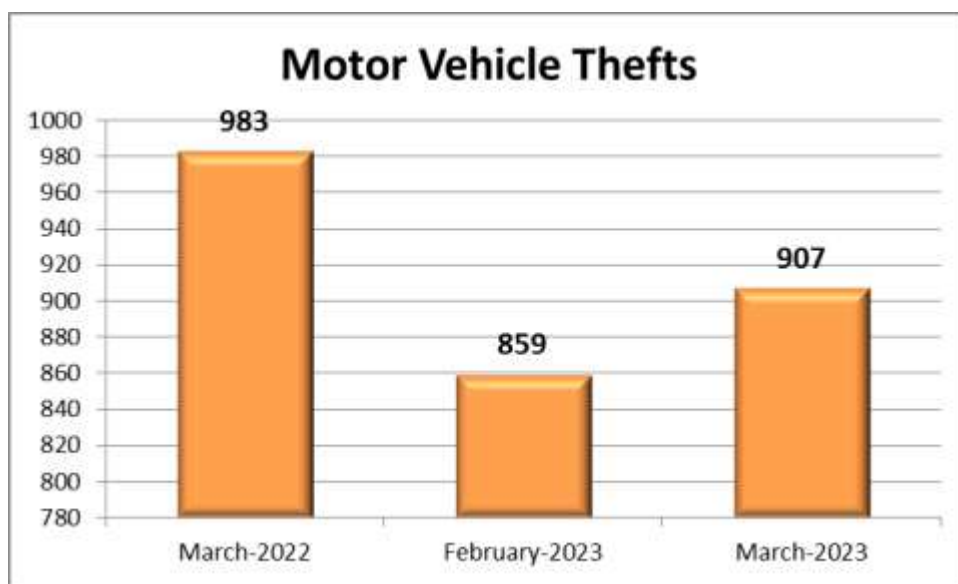
There is an increase in the reported cases under MMDR during the current month when compared to the reported cases of previous month and a decrease when compared to the corresponding month of previous year.

There is an increase in the reported cases under KMMCRC during the current month when compared to the reported cases of previous month and a decrease when compared to the corresponding month of previous year.

16. Motor Vehicles Theft cases

907 cases were reported during the current month under this head as against 859 cases in the previous month and 983 cases in the corresponding month of previous year.

Month	Year	Motor Vehicles Theft Cases
March	2023	907
February	2023	859
March	2022	983

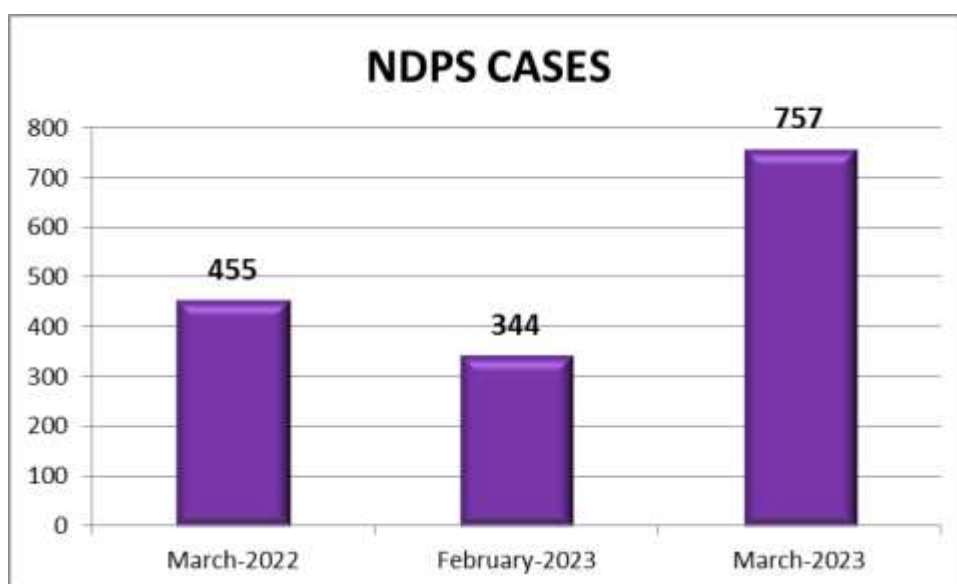


There is an increase in the reported cases under Motor Vehicles Theft cases during the current month when compared to the reported cases of previous month and a decrease when compared to the corresponding month of previous year.

17. Narcotic Drugs & Pshycotropic Substances (NDPS)

757 cases were reported during the current month under this head as against 344 cases in the previous month and 455 cases in the corresponding month of previous year.

Month	Year	NDPS Cases
March	2023	757
February	2023	344
March	2022	455



There is an increase in the reported cases under NDPS Cases during the current month when compared to the reported cases of previous month and to the corresponding month of previous year.

*This Crime Review is based on classification made in Police IT at Police Station level.

* Crime Review is based on classification made in Police IT on 06/04/2023.

DISTRICT-WISE REPORTED CASES UNDER VARIOUS HEADS FOR THE MONTH OF MARCH - 2023 (AS ON 06/04/2023)

Sl. No.	Crime Head	Bagalkot	Ballari	Belagavi City	Belagavi Dist	Bengaluru city	Bengaluru District	Bidar	Chamarajanagar	Chickballapura	Chikkamagaluru	Chitradurga	Dakshina kannada	Davanagere	Dharwad	Gadag	Hassan	Haveri	Hubballi Dharwad City	K.G.F	Kalaburagi	Kalaburagi City	Karnataka Railways	Kodagu	Kolar	Koppal	Mandya	Mangalooru City	Mysuru City	Mysuru District	Raichur	Ramanagara	Shivamogga	Tumakuru	Udupi	Uttara Kannada	Vijayanagara	Vijayapur	Yadgir	Total	
1	MURDER	7	1	2	3	18	6	3	2	1	3	2	0	3	2	0	5	0	2	1	5	3	1	3	3	2	1	4	1	1	4	2	6	4	0	0	1	6	2	110	
2	DACOITY	0	0	0	0	4	3	0	0	0	0	0	0	1	0	0	0	1	0	0	1	2	0	0	0	0	0	0	1	0	4	3	0	0	0	0	0	0	0	0	20
3	ROBBERY	1	0	0	4	35	3	2	1	0	1	1	3	5	0	0	5	0	1	0	0	2	2	1	1	2	0	1	7	0	0	1	1	0	3	0	0	0	0	0	83
3a	CHAIN SNATCHING	0	1	0	2	16	3	1	2	0	0	0	0	4	0	1	1	0	0	0	0	2	2	0	4	0	3	0	1	5	0	2	0	4	2	0	0	0	0	0	56
4a	BURGLARY - DAY	2	3	5	2	18	4	0	0	1	2	1	0	2	0	1	3	1	0	1	2	4	0	0	2	1	2	2	0	0	5	3	4	3	1	2	3	4	0	84	
4b	BURGLARY - NIGHT	11	6	3	8	58	10	10	2	8	9	11	4	13	0	5	14	5	6	4	4	8	1	5	2	5	9	1	5	15	9	5	9	12	3	7	5	4	1	297	
5	THEFT	19	28	29	46	671	98	27	7	14	23	28	10	54	8	8	37	24	21	9	14	44	54	7	29	15	27	18	22	24	29	39	34	52	10	18	17	23	24	1661	
6	RIOTS	13	5	11	22	14	4	10	12	13	9	24	1	6	9	11	7	27	1	2	10	3	0	0	4	9	4	3	0	11	24	11	12	6	1	5	14	12	6	336	
7	CASES OF HURT	17	14	24	43	270	51	43	23	31	52	49	15	19	9	7	80	20	22	19	27	27	0	29	24	8	83	23	26	79	21	77	70	79	19	31	14	42	3	1490	
8	Spl & Local laws	149	118	76	288	2137	243	100	85	126	168	364	71	101	72	111	174	95	92	58	191	63	6	50	85	88	281	70	76	173	160	151	240	346	154	108	119	233	109	7331	
9a	RAPE	2	0	0	0	12	0	0	0	0	0	1	2	3	1	0	0	2	1	0	0	2	0	2	2	0	0	3	0	3	0	1	0	2	1	1	2	1	0	44	
9b	DOWRY DEATHS	0	0	0	1	2	2	0	1	1	0	1	0	1	1	0	0	0	0	0	1	0	0	0	1	0	1	0	0	1	1	0	1	1	0	0	0	0	0	0	17
10	POCSO	3	0	1	6	43	7	2	4	9	6	9	6	4	2	4	12	3	6	3	3	1	0	0	5	10	11	5	3	8	9	6	13	11	4	4	2	7	3	235	
11	SC ST & POA Act	3	1	0	8	13	7	5	4	2	8	4	0	5	3	1	9	3	2	1	2	1	0	5	3	2	7	3	1	8	7	3	8	6	5	3	6	4	4	157	
12a	107 Cr.P.C.	112	78	117	126	56	328	112	59	53	239	82	323	260	34	354	140	80	22	40	88	102	1	57	17	687	264	191	9	443	152	12	355	80	98	158	92	198	27	5646	
12b	109 Cr.P.C.	3	7	6	32	11	7	6	3	1	2	3	0	5	3	5	3	9	3	1	2	6	8	1	4	2	7	8	6	11	4	6	2	6	4	2	2	9	3	203	
12c	110 Cr.P.C.	11	4	6	21	1052	91	25	16	25	0	110	23	2	6	3	321	188	190	228	3	6	0	2	93	2	470	28	186	0	3	12	0	66	259	114	33	61	113	3773	
13	CYBER CRIME	7	3	8	1	1335	56	1	4	19	8	5	3	6	2	3	11	9	35	9	4	0	0	5	7	1	1	7	11	1	2	11	3	18	12	4	1	2	0	1615	
14a	Cr. Br. of Trust	0	1	2	1	15	4	0	0	0	1	0	0	1	0	0	1	0	1	0	0	1	0	0	1	1	0	0	4	0	1	0	1	3	1	0	0	0	0	0	40
14b	CHEATING	7	2	11	9	259	25	5	6	2	9	5	3	10	5	0	15	6	6	2	3	4	0	3	3	3	6	16	21	8	4	9	12	12	8	8	4	7	2	520	
14c	COUNTERFEITING	0	0	0	0	0	0	0	0	0	0	0	0	0	0	0	0	0	0	0	0	0	0	0	0	0	0	0	0	0	0	0	0	0	0	0	0	0	0	0	0
15	KMMC	0	0	0	0	0	0	0	0	0	0	0	0	0	0	0	0	0	0	0	2	0	0	0	0	0	0	0	0	1	0	0	0	0	0	0	1	0	1	5	
15a	MMDR	0	0	0	0	0	0	0	0	0	0	4	0	0	0	0	1	0	0	0	1	0	0	0	0	0	0	0	0	1	0	0	0	3	0	0	0	0	0	0	10
16	Motor vehicles Theft Cases	12	21	18	24	389	69	19	1	8	12	16	3	28	6	5	27	14	13	6	2	30	2	2	15	6	16	11	12	14	13	20	16	26	3	8	2	9	9	907	
17	NDPS Cases	7	3	6	14	305	59	2	5	3	14	11	17	1	7	4	7	2	6	15	19	4	4	9	7	1	2	33	8	6	4	25	31	5	52	38	9	7	4	756	

CRIME REVIEW FOR THE MONTH OF MARCH - 2023 (As on 06/04/2023)

Sl. No.	Heads of Crime	During the current year upto the end of month under review	During the corresponding month of previous year	During the previous month	During the current month
	A - IPC Crime				
1	Murder (Sec.302/303 IPC)				
	For gain	6	4	5	0
	Over Property Dispute	1	1	1	0
	Due to Personal Vendetta or enmity	4	2	2	1
	Due to Sexual jealousy	5	6	1	2
	For dowry by burning	0	0	0	0
	For dowry by other means	3	2	1	1
	Due to Communalism	0	0	0	0
	Due to Casteism	1	1	0	1
	Witch Craft (Sorcery)	0	0	0	0
	For Human Sacrifice	0	0	0	0
	Due to Terrorism/Naxalism / Extremism	0	0	0	0
	For Political Reasons	0	0	0	0
	Due to Adultery	6	1	1	0
	Civil Disputes	16	11	6	5
	Electoral Gain	0	0	0	0
	Gang Rivalry	1	0	0	1
	Love Intrigue	4	0	3	0
	Professional	0	0	0	0
	Psychopathic/Serial Killer/Lunacy	0	0	0	0
	Rape with Murder	3	0	0	2
	Revenge/Enemity	9	5	7	1
	Sudden Quarrel	23	13	6	7
	Village Dispute	0	0	0	0
	Custodial	0	0	0	0
	Due to Other Causes	255	79	86	89
	Sub Total	337	125	119	110
2	ATTEMPT TO MURDER (Sec. 307 IPC)				
	For Gain	7	1	3	2
	Over Property Dispute	32	13	13	9
	Due to Personal Vendetta or enmity	34	6	10	16
	Due to Sexual jealousy	5	4	4	1
	For Dowry other Means	15	4	8	5
	Dowry By Burning	0	0	0	0
	Due to Communalism	5	0	2	2
	Due to Casteism	2	0	0	0
	Witch Craft (Sorcery)	0	0	0	0
	For Human Sacrifice	0	0	0	0
	Terrorism /Naxalism / Extremism	0	0	0	0
	For Political Reasons	3	3	0	1
	Adultery	0	0	0	0
	Electoral Gain	0	0	0	0
	Gang Rivalry	1	0	0	0
	Love Intrigue	6	5	1	2
	Professional	3	0	1	1
	Rape	0	0	0	0
	Revenge/Enemity	69	21	31	21
	Sudden Quarrel	70	17	18	20
	Village Dispute	1	1	0	1
	Due to Other Causes	400	173	120	154
	Civil Disputes	79	29	16	35
	Sub Total	732	277	227	270

Sl. No.	Heads of Crime	During the current year upto the end of month under review	During the corresponding month of previous year	During the previous month	During the current month
3	CULPABLE HOMICIDE NOT AMOUNTING TO MUDER (Sec.304 IPC)				
	For Gain	0	0	0	0
	Over Civil Dispute	0	0	0	0
	Due to Personal Vendetta or enmity	0	0	0	0
	Due to Sexual jealousy	0	0	0	0
	For Dowry	0	0	0	0
	Due to Communalism	0	0	0	0
	Due to Casteism	0	0	0	0
	Witch Craft (Sorcery)	0	0	0	0
	For Human Sacrifice	0	0	0	0
	Terrorism /Naxalism / Extremism	0	0	0	0
	For Political Reasons	0	0	0	0
	Adultery	0	0	0	0
	Property Disputes	0	1	0	0
	Electoral Gain	0	0	0	0
	Gang Rivalry	0	0	0	0
	Love Intrigue	0	0	0	0
	Professional	0	0	0	0
	Sudden Quarrel	1	0	0	1
	Due to Other Causes	14	7	5	4
	Sub Total	15	8	5	5
4	ATTEMPT TO CULPABLE HOMICIDE NOT AMOUNTING TO MURDER (Sec. 308 IPC)				
	For Gain	0	0	0	0
	Over Civil Dispute	0	0	0	0
	Due to Personal Vendetta or enmity	0	1	0	0
	Due to Sexual jealousy	0	0	0	0
	For Dowry	0	0	0	0
	Due to Communalism	0	0	0	0
	Due to Casteism	0	0	0	0
	Witch Craft (Sorcery)	0	0	0	0
	For Human Sacrifice	0	0	0	0
	Terrorism /Naxalism / Extremism	0	0	0	0
	For Political Reasons	0	0	0	0
	Due to Other Causes	9	2	3	3
	Adultery	0	0	0	0
	Property Disputes	1	1	0	1
	Electoral Gain	0	0	0	0
	Gang Rivalry	0	0	0	0
	Love Intrigue	0	0	0	0
	Professional	0	0	0	0
	Sudden Quarrel	1	2	1	0
	Sub Total	11	6	4	4
5	RAPE (Sec.376, 376(A) to 376 (D) IPC)				
	Custodial Rape	0	0	0	0
	Attempt to Commit	5	0	1	1
	By a Gang	2	1	1	1
	By Parents	0	0	0	0
	By Hospital Staff	0	0	0	0
	By Husband During SepARATION	2	1	1	0
	By Neighbours	8	6	3	4
	By Relatives	6	3	3	2
	In Jail Custody	0	0	0	0
	In Remand Home	0	0	0	0
	InCest	0	0	0	0
	Known Person	78	34	37	24
	Unknown Person	3	4	3	0
	Due to Other Causes	24	9	5	12
	On Minor	0	0	0	0

Sl. No.	Heads of Crime	During the current year upto the end of month under review	During the corresponding month of previous year	During the previous month	During the current month
	Sub Total	128	58	54	44
6	KIDNAPPING AND ABDUCTION (Sec.360, 361, 363 to 369 IPC)				
	Missing - Boy	189	55	64	56
	Missing - Girl	535	190	153	229
	For Ransom - of Children	2	1	0	1
	For Ransom - of Children for Begging	0	0	0	0
	For Ransom - of Women	0	2	0	0
	For Ransom - of Girls for Immoral Purpose	0	0	0	0
	For Ransom - of Others	10	2	2	5
	Procuration of Minor Girls - For Prostitution	0	0	0	0
	Procuration of Minor Girls - Importring of Girl	0	0	0	0
	Procuration of Minor Girls - For other Purpose	3	1	2	0
	Espionage	0	0	0	0
	Intent to Steal From Child	0	0	0	0
	Murder (Homicide)	0	0	0	0
	Obtain Signature Forcibly	0	0	0	0
	Recovering Loan	0	0	0	0
	Settling any Disputes	2	0	1	1
	Unnatural Lust / Illicit Intercourse	0	0	0	0
	Wrongful Confinement	1	0	1	0
	For Exporting	0	0	0	0
	From Lawful Guardianship	1	0	1	0
	For Camel Racing Etc.	0	0	0	0
	To Compel For Marriage	5	1	2	1
	For Slavery	0	0	0	0
	For Stealing From its Person	0	0	0	0
	Others	138	41	42	45
	Sub Total	886	293	268	338
7	DACOITY (Sec. 395 to 398 IPC)				
	At ATM	0	0	0	0
	At Residential Premises	7	1	0	3
	On Highways	11	6	3	6
	In Trains	0	0	0	0
	At Banks	0	0	0	0
	At Commercial Places / Establishments	2	1	1	1
	On Other Roads	18	6	7	7
	In Other Places	10	3	5	3
	River & Sea	0	0	0	0
	Sub Total	48	17	16	20
7a	Preparation And Assembly for Dacoity	38	32	13	15
8	Robbery (Sec.392 to 394 IPC)				
	At ATM	0	0	0	0
	At Residential Premises	45	11	12	16
	On Highways	23	4	9	6
	In Trains	0	1	0	0
	At Banks	1	0	0	1
	At Commercial Places / Establishments	20	3	6	6
	In Other Places	145	46	42	47
	Chain Snatching	159	59	49	56
	Attempt to Commit	17	4	4	7
	Sub Total	410	128	122	139
9	BURGLARY - NIGHT (Sec. 380 IPC R/W 453 TO 460, 462 IPC)				
	At Residential Premises	617	215	210	182
	On Highways	0	0	0	0
	In Trains	0	0	0	0
	At Banks	11	5	3	3
	At Commercial Places / Establishments	181	57	77	50
	In Other Places	146	51	49	41
	Temple Theft	85	27	32	21
	Sub Total	1040	355	371	297

Sl. No.	Heads of Crime	During the current year upto the end of month under review	During the corresponding month of previous year	During the previous month	During the current month
10	BURGLARY - DAY (Sec. 380 IPC R/W 453 TO 460, 462 IPC)				
	At Residential Premises	203	78	68	73
	On Highways	1	0	0	1
	In Trains	0	0	0	0
	At Banks	0	0	0	0
	At Commercial Places / Establishments	11	3	4	5
	In Other Places	11	4	4	1
	Temple Theft	9	1	2	4
	Sub Total	235	86	78	84
	Total Burglary (Burglary Day + Burglary Night)	1275	441	449	381
11	THEFT (Sec.379 to 389 IPC)				
	Of sand	250	90	105	80
	Attempt to commit	13	4	7	3
	At ATM	2	0	0	2
	Of Automobiles - Of Tractors	35	6	5	20
	Communication And Elec. Wire	68	28	15	27
	Of Cattle	78	43	24	22
	Of Cycle	27	4	5	9
	Of Automobiles - Of Lorries/Trucks	34	17	11	9
	Of Automobiles - Of Buses	4	1	2	1
	Of Automobiles - Of Cars / Jeeps	59	26	13	21
	Of Automobiles - Of Two Wheelers	2468	914	810	843
	Of Automobies - of Three Wheelers	68	19	18	13
	Of Accessories of Motor Vehicle	53	25	18	15
	Govt. Vehicle	0	0	0	0
	Electronic Goods (Radio, TV, VCR, Acs, Office Automation Equipments)	352	112	114	121
	Of Fire Arms	0	1	0	0
	Of Explosives	1	0	1	0
	Of Cultural - Idols	0	1	0	0
	Of Cultural - Painting	1	0	1	0
	Of Cultrual - Others	70	23	23	22
	Cash	124	52	45	40
	Jewellery	303	74	112	94
	Other Items Not Included Above	403	147	130	143
	In Running Train	12	7	4	7
	Extortion	45	17	18	11
	House Theft	373	101	121	119
	Servant Theft	87	20	25	39
	Sub Total	4930	1732	1627	1661
12	RIOTS (Sec.141 to 153 IPC)				
	Land Dispute	267	100	99	86
	Employee - Govt.	0	0	0	0
	Labour - Private Sector	2	1	1	1
	Labour - Public Sector	1	1	0	1
	Linguistic	1	0	0	0
	Political	9	3	5	4
	Regional	1	2	0	1
	Sectarian	0	1	0	0
	Students	1	0	0	0
	Tribal	0	0	0	0
	Due to Village Disputes	4	4	3	0
	Communal	0	3	0	0
	Industrial	2	0	1	0
	Caste	3	1	2	1
	Agrarian	1	0	0	0
	Others	620	261	187	242
	Sub Total	912	377	298	336
13	OFFENCES AGAINST STATE (Sec. 121 to 130, except 124(A) IPC)	0	0	0	0
14	OFFENCES PROMOTING ENEMITY (Sec. 153(A), 154(B) & 505 IPC)	7	7	2	1
15	CRIMINAL BREACH OF TRUST	116	43	41	40

Sl. No.	Heads of Crime	During the current year upto the end of month under review	During the corresponding month of previous year	During the previous month	During the current month
16	CHEATING (Sec.417 to 420 IPC)	1551	501	510	520
17	COUNTERFEITING (Sec. 231 to 263 (A), 489(A) to 489 (E) IPC)				
	Stock Share, Debenture Certificate	0	0	0	0
	Usage of Counterfeit Stamp	0	0	0	0
	Of Coins (Sec 231 to 254 IPC)	0	0	0	0
	Of Stamps (Sec.255 to 263(A) IPC)	0	0	0	0
	Of Currency Notes And Bank Notes (Sec. 489 (A) to 489 (E) IPC)	3	2	0	0
	Of Others	0	0	0	0
	Sub Total	3	2	0	0
18	FORGERY (Sec. 465, 468, 471, 473, 476, 477 & 477(A) IPC				
	Forgery	70	32	15	19
	Organised (Racket)	0	0	0	0
	Forgery of Passport	0	0	0	0
	Other Forgery	36	14	12	6
	Sub Total	106	46	27	25
19	CASES OF HURT (Sec. 323 to 335 IPC except 328, 332, 333)				
	Acid Attack (326(a))	1	1	1	0
	Attempt to Acid Attack (326(b))	0	0	0	0
	Grievous Hurt	273	110	83	113
	Simple Hurt	3700	1301	1118	1377
	Custodial	0	0	0	0
	Sub Total	3974	1412	1202	1490
20	ADULTERATION (Sec. 272, 273 to 276 IPC)				
	Attempt to Commit	0	0	0	0
	Alcoholic Drink (Liquor)	0	0	0	0
	Cement & Chemical/Fertiliser	0	0	0	0
	Cosmetics	0	0	0	0
	Diesel	0	0	0	0
	Drug/Medicine	0	0	0	0
	Edible Oil	0	0	0	0
	Food Grain	0	0	0	0
	Kerosene	0	0	0	0
	Life Saving Drug	0	0	0	0
	Mobile Oil	0	0	0	0
	Petrol	0	0	0	0
	Petroleum Product	0	0	0	0
	Soft Drinks	0	1	0	0
	Spices	0	0	0	0
	Others	5	0	3	0
	Sub Total	5	1	3	0
21	AFFRAY (Sec. 160 IPC)	102	48	34	34
22	ARSON (Sec. 435, 436, 438 IPC)				
	Agricultural Produce	31	12	10	12
	Attempt to Commit	1	0	1	0
	Boat / Ship	0	0	0	0
	Dwelling House	7	3	3	2
	Educational Institution	0	0	0	0
	Govt. Property	1	1	0	1
	Industrial Establishment	1	0	1	0
	Place of worship	1	0	0	1
	Public Place	3	1	2	0
	Railway Property	0	0	0	0
	Vital Installation	0	0	0	0
	Warehouse (Godown)	2	0	2	0
	Others	37	17	12	15
	Sub Total	84	34	31	31
23	ASSAULT (Sec 356, 357 IPC)				
	Attempt To Commit	1	1	0	1
	On Contractor	0	0	0	0
	On Domestic Servant	0	0	0	0
	On Labourer	0	0	0	0
	On Man (General)	1	0	0	1
	On Man (SC)	0	0	0	0
	On Man (ST)	0	0	0	0
	On Manager/Executive (Other Than Public Servant)	0	0	0	0

Sl. No.	Heads of Crime	During the current year upto the end of month under review	During the corresponding month of previous year	During the previous month	During the current month
	On Member of Clergy (Christian, Budhist, Jain, Sikh)	0	0	0	0
	Member of Legislative Assembly / Council (MLA/MLC)	0	0	0	0
	On Member of Parliament (MP)	0	0	0	0
	On other Dignitaries /Public Figures	2	0	1	0
	On Press	0	0	0	0
	On Professional	1	0	1	0
	On Public Servant	1	1	0	0
	On Student	0	1	0	0
	On Teacher	0	0	0	0
	On Women (General)	4	1	1	2
	On Woman (SC)	0	0	0	0
	On Woman (ST)	0	0	0	0
	Sub Total	10	4	3	4
24	COMMUNAL / RELIGION (Sec. 295 to 297 IPC)				
	Attempt to Commit	1	0	0	1
	Caste Issue	2	1	0	1
	Communal Issue	3	4	0	2
	Linguistic Issue	0	0	0	0
	Political Issue	3	0	1	2
	Racial/Ethnic Issue	0	0	0	0
	Regional Issue	2	3	1	1
	Religious Issue	11	5	1	3
	Sectarian Issue	0	0	0	0
	Others	12	2	4	6
	Sub Total	34	15	7	16
25	CRIMINAL CONSPIRACY (Sec. 120(B), 121(A) IPC)				
	Conspiracy To Wage War	1	3	0	0
	Related to Substantive Offence	1	0	0	1
	Others	10	1	1	5
	Sub Total	12	4	1	6
26	CRIMINAL INTIMIDATION (Sec. 504 to 508 IPC)	518	200	179	168
27	CRIMINAL MISAPPROPRIATION (Sec. 403, 404 IPC)				
	Attempt to Commit	0	0	0	0
	Bank	0	0	0	0
	Business Establishment	0	0	0	0
	Charitable Organisation	0	0	0	0
	Chitfund Organisation	0	0	0	0
	Co-operative Organisation	0	0	0	0
	Commercial Establishment/Shop	0	0	0	0
	Customs Department	0	0	0	0
	Excise Department	0	0	0	0
	Financial Institution	0	0	0	0
	Income Tax Department	0	0	0	0
	Other Government Organisation	0	0	0	0
	Postal Department	0	0	0	0
	Public Sector Undertakings	0	0	0	0
	Railway Department	0	0	0	0
	Revenue Department	0	0	0	0
	Sales Tax Department	0	0	0	0
	Social Organisation (Aided) (N)	0	0	0	0
	Transport Authority	0	0	0	0
	Trust - Other than religious	0	0	0	0

Sl. No.	Heads of Crime	During the current year upto the end of month under review	During the corresponding month of previous year	During the previous month	During the current month
	Trust - Religious	0	0	0	0
	Others	2	0	0	2
	Sub Total	2	0	0	2
28	CRIMINAL TRESPASS (Sec.447 to 452 IPC)				
	Attempt to Commit	4	2	1	2
	Club	1	0	1	0
	Hostel	0	0	0	0
	Hotel	1	1	1	0
	House	125	37	37	46
	Land	267	71	92	84
	Office	18	4	6	8
	Prohibited Places	4	2	2	2
	Religious Place	5	4	1	1
	Restricted Area	6	0	3	3
	Others	50	16	11	16
	Sub Total	481	137	155	162
29	CRUELTY BY HUSBAND (Sec. 498(A) IPC)				
	Husband	224	89	82	70
	Husband And Relative(S) in Law	303	151	93	120
	Relative(S) in Law	8	4	3	2
	Dowry Harassment	120	34	37	44
	Prevention of Gaming	0	0	0	0
	Sub Total	655	278	215	236
30	DOWRY DEATHS (Sec.304(B) IPC)				
	By Husband	3	0	0	3
	By Husband And Relatives In Law	16	4	6	8
	By Relatives in Law	0	0	0	0
	By Burning	1	0	0	1
	By Hanging	11	5	3	5
	By Other Means	1	1	0	0
	Sub Total	32	10	9	17
31	DEATHS DUE TO RASHNESS/NEGLIGENCE (Sec.304(A) IPC)				
	Electrocution	2	1	1	0
	Adulterated Food/Drug	0	0	0	0
	Accident by Air	1	0	1	0
	Boad Accident	0	0	0	0
	Bridge/Dam Collapse	0	0	0	0
	Building Collapse	2	1	1	1
	Caused By Animal	1	0	0	0
	Death Due to Other Cause	17	10	6	8
	Electrocution Accident	15	6	1	8
	Explosion Accident	0	2	0	0
	Fire accident	0	2	0	0
	Gas Leakage Accident	0	0	0	0
	Improper Infrastructure In Construction	22	4	6	5
	Improper Medical Treatment	1	0	0	0
	In Custody of Public Servant	0	0	0	0
	In Jail/Judicial Custody	0	0	0	0
	In Police Custody	0	0	0	0
	Industrial Accident (Factory)	0	0	0	0
	Inflammable Substance	0	0	0	0
	Mine Accident	0	0	0	0
	Poisonous Substance	0	0	0	0
	Quarry Accident	0	0	0	0
	Spurious Liquor (Hooch) Accident	0	0	0	0
	Railway Accident	0	0	0	0
	Others	16	6	3	4
	Sub Total	77	32	19	26
32	MOTOR VEHICLE ACCIDENTS FATAL (Sec.304(A) IPC)				
	National Highways	930	347	301	310
	State Highways	805	263	280	238
	Other Roads	1061	309	360	345
	Other Places	42	21	14	14
	Sub Total	2838	940	955	907

Sl. No.	Heads of Crime	During the current year upto the end of month under review	During the corresponding month of previous year	During the previous month	During the current month
33	MOTOR VEHICLE ACCIDENTS NON-FATAL (Sec.279, 337, 338 IPC)				
	National Highways	2598	816	853	853
	State Highways	1919	602	661	613
	Other Roads	3447	1116	1041	1135
	Other Places	130	41	44	40
	Sub Total	8094	2575	2599	2641
34	DEATHS-MISCARRIAGE (Sec.312, 313, 314 IPC)				
	Child	2	1	2	0
	Woman	0	0	0	0
	Women and Child	0	0	0	0
	Sub Total	2	1	2	0
35	DEFENCE FORCES OFFENCES RELATING (also relating to desertion) (Sec.131 to 140, except 136 IPC)				
	Air Force	0	0	0	0
	Army	0	0	0	0
	Navy	0	0	0	0
	Sub Total	0	0	0	0
36	ESCAPE FROM LAWFUL CUSTODY AND RESISTANCE (Sec.224, 225, 225(B) IPC)				
	From Jail Custody	2	1	2	0
	From Police Custody	6	1	1	3
	Others	7	0	4	2
	Sub Total	15	2	7	5
37	IMPERSONATION (Sec.170, 171 IPC)				
	Attempt to Commit	2	0	0	0
	Non-Uniformed Authority	1	0	0	0
	Uniformed Authority	1	0	1	0
	Sub Total	4	0	1	0
38	MISCHIEF (Sec.427 to 440 except 434, 435, 436, 438 IPC)	108	29	35	32
39	MOLESTATION (Sec.354 IPC)				
	Attempt to Commit	23	13	7	9
	Private Place	249	103	75	103
	Public Conveyance	3	1	0	2
	Public Place	494	170	148	184
	Other Places	673	260	211	242
	Sub Total	1442	547	441	540
40	POISONING-PROFESSIONAL (Sec. 328 IPC)				
	Attempt to Commit	2	0	0	1
	Fatal	0	0	0	0
	Non Fatal	2	0	1	1
	Sub Total	4	0	1	2
41	PORNOGRAPHY (Sec.292 to 294 IPC)				
	Advertisement	0	0	0	0
	Audio Tape	0	0	0	0
	Book	0	0	0	0
	Computer Software	0	0	0	0
	Figures	0	0	0	0
	Film (Blue)	0	0	0	0
	Painting	0	0	0	0
	Pamphlet	0	0	0	0
	Paper	0	0	0	0
	Photography	0	0	0	0
	Poster	0	0	0	0
	Video Film(Blue)	1	0	0	0
	Others	1	0	0	0
	Sub Total	2	0	0	0
42	PUBLIC JUSTICE (Sec.213 to 215 IPC)	0	0	0	0
43	PUBLIC NUISANCE (Sec.291 and 510 IPC)	23	2	6	10

Sl. No.	Heads of Crime	During the current year upto the end of month under review	During the corresponding month of previous year	During the previous month	During the current month
44	PUBLIC SAFETY (Sec.269 to 271, 277, 283, 289 IPC)	2207	300	536	1000
45	OFFENCES AGAINST PUBLIC SERVANTS (Public servant is a victim) (Sec 182-188, 332, 333, 353 IPC)				
	Attempt to Commit	2	0	1	1
	Defence Personnel	1	0	0	1
	Jail Personnel	3	0	0	0
	Judicial Official	1	0	1	0
	Minister	0	0	0	0
	MLA	2	0	0	2
	MP	0	0	0	0
	Nationalised Bank Personnel	0	0	0	0
	Other Elected Member	1	0	1	0
	Other Enforcement Official	1	1	0	0
	Other Govt. Official	110	41	40	35
	Para Military Personnel	0	0	0	0
	Police Personnel	110	34	30	48
	Public Sector Undertaking Official	23	11	6	10
	Sub Total	254	87	79	97
46	OFFENCES BY PUBLIC SERVANTS (EXCEPT CORRUPTION) (Public servant is accused) (Sec.128, 139, 167, 218, 221, 222 IPC)				
	Defence Personnel	0	0	0	0
	Jail Personnel	0	0	0	0
	Judicial Official	0	0	0	0
	Minister	0	0	0	0
	MLA	0	0	0	0
	MP	0	0	0	0
	Nationalised Bank Personnel	0	0	0	0
	Other Elected Member	0	0	0	0
	Other Enforcement Official	0	0	0	0
	Other Govt. Official	0	1	0	0
	Para Military Personnel	0	0	0	0
	Police Personnel	0	0	0	0
	Public Sector Undertaking Official	0	0	0	0
	Others	0	1	0	0
	Sub Total	0	2	0	0
47	NEGLIGENT ACT (Sec.280 to 289, 336 to 338 except 283 IPC)				
	Death Causeed By Electric Shock	12	5	6	3
	Animal -Related	10	1	4	3
	Boat/Vessel - Related	0	0	0	0
	Explosive/Explosive Substances - Related	3	0	2	0
	Inflammable Substance- Related	3	1	0	2
	Machinery - Related	36	23	12	12
	Poisonous Substance - Related	4	1	3	1
	Other - Related	191	65	72	64
	Human - Related	78	35	23	35
	Sub Total	337	131	122	120
48	RECEIVING OF STOLEN PROPERTY (Sec.411 to 414 IPC)	1	0	0	1
49	SEDITION (Sec. 124A IPC)				
	Attempt to Commit	0	0	0	0
	By Foreigner	0	0	0	0
	By National	0	0	0	0
	By National And Foreigner	0	0	0	0
	Sub Total	0	0	0	0

Sl. No.	Heads of Crime	During the current year upto the end of month under review	During the corresponding month of previous year	During the previous month	During the current month
50	INSULTING MODESTY OF WOMEN (EVE TEASING) (Sec.509 IPC)				
	Attempt to Commit	1	0	1	0
	Office	4	2	2	1
	Public Conveyance	2	0	1	1
	Public Place	9	2	2	6
	Other Places	11	2	1	5
	Sub Total	27	6	7	13
51	SUICIDE (Sec.305, 306, 309 IPC)				
	Dowry	4	0	1	2
	Abetment of Suicide	66	30	23	23
	Other Reasons	92	34	30	34
	Attempt to Commit suicide	44	8	16	13
	Sub Total	206	72	70	72
52	UNNATURAL SEX (Sec.377 IPC)				
	Abetment	0	0	0	0
	Animal	2	0	0	0
	Attempt	0	0	0	0
	Major - Man	2	1	0	2
	Major - Woman	0	1	0	0
	Minor - Boy	0	0	0	0
	Minor - Girl	0	0	0	0
	Sub Total	4	2	0	2
53	WRONGFUL RESTRAINT/CONFINEMENT (Sec.341 to 348 IPC)				
	Attempt to Commit	4	0	2	0
	To Extort Confession	1	0	0	1
	To Extort Property	7	0	2	3
	To settle Dispute	6	5	3	2
	Others	86	25	26	26
	Sub Total	104	30	33	32
54	INFANTICIDE (Sec.315, 316 IPC)				
	Male	0	0	0	0
	Female	0	0	0	0
	Sub Total	0	0	0	0
55	OFFENCES RELATED TO MARRIAGE (Sec.493 to 498 IPC)	13	3	5	2
56	BUYING & SELLING MINOR FOR PROSTITUTION (Sec.372, 373 IPC)	0	0	0	0
57	DOCUMENTS & PROPERTY MARKS (Sec.483 to 489 IPC)				
	Documents	1	0	0	1
	Property	0	0	0	0
	Sub Total	1	0	0	1
58	DEFAMATION (Sec.500 to 502 IPC)				
	Persons	1	0	0	0
	Printed Matter	0	0	0	0
	Others	0	0	0	0
	Sub Total	1	0	0	0
59	ELECTION(Sec.171(E) to 171(1) IPC)				
	Assembly	146	0	0	146
	Parliament	0	0	0	0
	Other Elected Bodies	10	0	0	10
	Sub Total	156	0	0	156
60	SLAVERY (Sec.370, 371, 374 IPC)				
	Man	0	0	0	0
	Woman	0	1	0	0
	Boy	0	0	0	0
	Girl	0	0	0	0
	Sub Total	0	1	0	0

Sl. No.	Heads of Crime	During the current year upto the end of month under review	During the corresponding month of previous year	During the previous month	During the current month
61	Attempting to commit offences (Sec.511 IPC)				
	Attempting to commit offences	39	24	16	12
	Sub Total	39	24	16	12
62	ILLEGAL DETENTION (Sec.342 IPC)	0	0	0	0
63	FALSE EVIDENCE (Sec.191 to 205 IPC)	11	2	5	3
64	EXPOSURE AND ABANDONMENT OF CHILD (Sec.317 IPC)				
	Boy	7	2	3	4
	Girl	15	3	3	4
	Sub Total	22	5	6	8
65	OF ABETMENT (Sec.107 to 120 IPC)	1	1	0	0
66	FAILURE TO APPEAR TO COURT (Sec.174, 229A IPC)				
	174 A	24	1	3	14
	229 A	74	27	12	33
	Sub Total	98	28	15	47
67	Concealment of birth by secret disposal of Child				
	Girl	8	3	1	3
	Boy	10	1	4	1
	Sub Total	18	4	5	4
68	ASSAULT OR USE OF CRIMINAL FORCE TO DISROBE WOMEN	5	0	1	0
69	Disobedience to Order Promulgated by Public/Servant				
	By Others	2	5	1	0
	By Private Institution	1	0	0	1
	By Govt. Institution	3	5	0	0
	Sub Total	6	10	1	1
70	Human Trafficking				
	Eunuch	0	0	0	0
	Men	0	0	0	0
	Boy	0	1	0	0
	Women	3	2	0	0
	Girl	0	0	0	0
	Sub Total	3	3	0	0
71	Aadhaar Act				
	Impersonation	0	0	0	0
	Offence by Company	0	0	0	0
	Offence by individual	0	0	0	0
	Sub Total	0	0	0	0
72	Giving false information respecting an offence com				
	Giving false information respecting an offence committed	3	1	1	1
	Sub Total	3	1	1	1
	Total Cognizable Crime Under IPC	33540	11076	10589	11810
	B - SPECIAL & LOCAL LAWS				
1	ANTIQUES (CULTURAL PROPERTY)				
	Antiques & Art Treasures Act 1972	1	0	0	0
	Ancient Monument & Archaeological Sites And Remains Act 1958	2	1	1	0
	Sub Total	3	1	1	0
2	ARMS ACT 1959				
	Country Made - Non Prohibited Bore - In Disturbed Area	3	1	0	3
	Country Made - Non Prohibited Bore - In Other Area	27	11	10	10
	Country Made - Prohibited Bore - In Disturbed Area	3	2	1	1
	Country Made - Prohibited Bore - In Other Area	10	4	1	5
	Factory Made - Non Prohibited Bore - In Disturbed Area	2	0	0	2
	Factory Made - Non Prohibited Bore - In Other Area	9	2	4	2
	Factory Made - Prohibited Bore - In Disturbed Area	0	0	0	0
	Factory Made - Prohibited Bore - In Other Area	13	0	5	8
	Sub Total	67	20	21	31

Sl. No.	Heads of Crime	During the current year upto the end of month under review	During the corresponding month of previous year	During the previous month	During the current month
3	ANIMAL				
	The Karnataka Prevention of Slaughter and Preservation of Cattle Ordinance 2020	58	19	12	31
	Wild Life Preservation Act 1972	0	0	0	0
	Wild Life Protection Act 1972	1	0	0	0
	Prevention of Cruelty to Animals Act 1960	36	15	8	12
	Elephant (Preservation) Act 1879	0	0	0	0
	Cattle Trespass Act 1871	0	0	0	0
	Sub Total	95	34	20	43

Sl. No.	Heads of Crime	During the current year upto the end of month under review	During the corresponding month of previous year	During the previous month	During the current month
4	CINEMATOGRAPHY ACT 1952				
	Films	0	0	0	0
	Video	0	0	0	0
	Sub Total	0	0	0	0
5	CONSUMER				
	Liquified Petroleum Gas Supply & Control Order 2000	11	3	2	5
	Consumer (Protection) Act 1986	3	1	1	2
	Essential Commodities Act 1955	112	71	29	44
	Prevention of Food Adulteration Act 1954	2	3	1	1
	Packaged Commodities (Regulation) order 1975	0	0	0	0
	Sub Total	128	78	33	52
6	COPY RIGHT ACT 1957				
	By Company	39	12	17	11
	By Individual	21	8	5	6
	Sub Total	60	20	22	17
7	CIVIL RIGHTS				
	Protection of Civil Rights Act 1955	2	0	0	2
	Sub Total	2	0	0	2
8	SCHEDULED CASTE AND THE SCHEDULED TRIBES				
	Scheduled Caste	269	122	89	93
	Scheduled Tribes	58	33	17	18
	Scheduled Caste Women	102	54	30	33
	Scheduled Tribes Women	30	11	11	13
	Sub Total	459	220	147	157
9	CHILDREN ACT				
	Child Labour (Prohibition & Regulation) Act 1986	5	8	4	0
	Child Marriage (Restraint) Act - 1929	37	17	14	11
	Juvenile Justice Act 1986	5	5	2	2
	Probation of offenders Act 1958	1	0	0	0
	Protection of Children from Sexual Offences Act 2012 (POCSO)	0	0	0	0
	Sub Total	48	30	20	13
10	PREVENTION OF CORRUPTION ACT 1988				
	Public Servant - Elected	0	0	0	0
	Public Servant - Gazetted - Central	0	0	0	0
	Public Servant - Gazetted - Defence	0	0	0	0
	Public Servant - Gazetted - Public Sector Undertaking	0	0	0	0
	Public Servant - Gazetted - State	0	0	0	0
	Public Servant - Non-Gazetted - Central	0	0	0	0
	Public Servant - Non-Gazetted - Defence	0	0	0	0
	Public Servant - Non-Gazetted - State	0	0	0	0
	Sub Total	0	0	0	0
11	CUSTOMS				
	Customs Act 1962	0	0	0	0
	Import/Export (Control) Act 1947	0	0	0	0
	Sub Total	0	0	0	0
12	Explosives				
	Explosives Substances Act 1908	6	0	0	4
	Explosives Act 1884	2	1	2	0
	Inflammable Substance Act 1952	0	0	0	0
	Sub Total	8	1	2	4
13	FOREIGN EXCHANGE				
	Smugglers and Foreign Exchange Manipulator Act 1976	0	0	0	0
	Foreign Exchange Regulation Act 1973	0	0	0	0
	Foreign Exchange Regulation Act 1952	0	0	0	0
	Sub Total	0	0	0	0
14	FOREIGNER				
	Foreigners Act 1946	4	3	2	0

Sl. No.	Heads of Crime	During the current year upto the end of month under review	During the corresponding month of previous year	During the previous month	During the current month
	Registration of Foreigners Act 1939	0	0	0	0
	Sub Total	4	3	2	0
15	FOREST				
	Indian Forest Act 1927	0	0	0	0
	Forest (Conservation) Act 1980	7	0	2	4
	Sub Total	7	0	2	4
16	HIJACKING				
	Foreign Aircraft - In India	0	0	0	0
	Foreign Aircraft - Outside India	0	0	0	0
	Indian Aircraft - In India	0	0	0	0
	Indian Aircraft - Outside India	0	0	0	0
	Sub Total	0	0	0	0
17	IMMORAL TRAFFIC				
	Organised	32	20	15	7
	Un-Organised	18	8	5	5
	Sub Total	50	28	20	12
18	BONDED LABOUR SYSTEM	27	0	1	0
19	INDIAN MOTOR VEHICLE	2	2	0	1
20	NARCOTIC DRUGS & PSYCHOTROPIC SUBSTANCES ACT				
	Cultivated/Processed	804	286	178	419
	Synthetic	659	169	166	338
	Sub Total	1463	455	344	757
21	PASSPORT ACT				
	Foreigner	0	1	0	0
	Indian	1	2	0	0
	Sub Total	1	3	0	0
22	REPRESENTATIVE OF PEOPLE ACT 1951 & 1988				
	Assembly	8	0	0	8
	Parliament	0	0	0	0
	Other Elected Bodies	1	0	0	1
	Sub Total	9	0	0	9
23	KARNATAKA POLICE ACT 1963				
	Gambling - Matka (78 Class C)	1378	592	522	436
	Street Gambling (87)	1555	498	368	880
	House Gambling (79 & 80)	49	16	4	34
	Betting	56	33	12	12
	Others	410	37	19	354
	Sub Total	3448	1176	925	1716
24	PREVENTION OF DAMAGE TO PUBLIC PROPERTY ACT 1984	31	23	9	12
25	POST & TELEGRAPH, TELEGRAPH WIRES (UNLAWFUL POSSESSION) ACT 1980	4	0	1	3
26	OFFICIAL SECURITY RELATED ACTS				
	Official Secrets Act 1923	0	0	0	0
	Essential Services Maintenance Act 1981	0	0	0	0
	Sub Total	0	0	0	0
27	PREVENTION OF TERRORISM ACT (POTA)	0	0	0	0
28	RAILWAYS ACT				
	Indian Railways Act 1989	2	1	0	1
	Railway Property (Unlawful Possession) Act 1966	0	0	0	0
	Sub Total	2	1	0	1
29	UNLAWFUL ACTIVITIES (Prevention) Act 1967	0	0	0	0
30	CRIMES RELATED TO WOMEN				
	Dowry Prohibition	471	196	144	163
	Commission of SATI (Prevention) Act 1987	0	0	0	0
	Indecent Representation of Women (Prohibition) Act 1986	0	0	0	0
	Sub Total	471	196	144	163
31	INDIAN LUNACY ACT	0	0	0	0

Sl. No.	Heads of Crime	During the current year upto the end of month under review	During the corresponding month of previous year	During the previous month	During the current month
32	INDIAN ELECTRICITY ACT	9	0	2	2
33	COTPA, CIGARETTES AND OTHER TOBACCO PRODUCTS	87	14	15	32
34	KARNATAKA STATE LOCAL ACTS				
	Karnataka Epidemic Diseases Act 2020	1	1	0	0
	Banning of Unregulated Deposit Schemes Act	0	0	0	0
	The Karnataka Prevention of Dangerous Activities of Bootleggers, Drug-offenders, Gamblers, Goonda Act	0	0	0	0
	Karnataka Cow Slaughters Act	75	32	15	25
	Motor Spirit and High Speed Diesel (Regulation of supply, Distribution and Prevention of Malpractice	0	1	0	0
	Karnataka Prevention of Slaughter and Preservation of Cattle Act 2020	58	15	14	26
	Disaster Management Act 2005	0	1	0	0
	Karnataka Excise Act 1965	3221	835	592	2230
	Karnataka Forest Act 1963	16	4	5	6
	Karnataka Education Act 1983 As Amended Upto Date	4	1	2	1
	Karnataka Kerosene Restriction Unuse Act 1956	0	0	0	0
	Karnataka University Act	0	0	0	0
	Karnataka Corruption Act	0	0	0	0
	Karnataka Medical Registration Act 1965	0	0	0	0
	Karnataka Land & Revenue Acdt 1964 & 2007	6	3	3	2
	Karnataka Kerosene Dealers License Order 1969	0	0	0	0
	Karnataka Society Registration Act	0	1	0	0
	Karnataka Minor Mineral Consistent Rule 1994	13	7	4	5
	Bangalore Development Authority Act	0	0	0	0
	Karnataka Prohibition of Beggery Act 1975	14	0	12	2
	Karnataka Municipalities Act 1964	1	0	0	0
	Karnataka Irrigation Act 1963	2	3	0	2
	Karnataka Fire Force act 1964	0	0	0	0
	Karnataka Consumer Protection Act 1986	0	1	0	0
	Karnataka Lottery Act	21	2	10	10
	Karnataka Weight & Measurement Act	0	0	0	0
	Karnataka Agriculture Marketing Regulation Act	0	0	0	0
	Karnataka Revenue Act	0	0	0	0
	Karnataka Mining Act	6	0	2	0
	Karnataka Betting Tax Act	0	0	0	0
	Karnataka Panchayat Raj Act	0	0	0	0
	Karnataka Open Place Disfigurement Act 1951	161	7	53	108
	Karnataka Right To Information Act 2000 & 2008	0	0	0	0
	Karnataka Urban Development Act 1987	0	0	0	0
	Karnataka Town & City Planning Act 1961	0	0	0	0
	Karnataka Race Betting Act	0	0	0	0
	Karnataka Devadasi's (Prohibition Of Dedication) Act 1982	1	0	0	1
	Cooperative Society Act	0	0	0	0
	Karnataka Entertainment Tax Act 1958	0	0	0	0
	Karnataka Land Acquisition (Prohibition) Act 2007	1	0	1	0
	Karnataka Money Lender Act 1961	1	2	0	1
	Karnataka Stamp Act 1957	0	0	0	0
	Karnataka Prisoners Act 1963 & 1974	18	3	5	5
	Karnataka Private Medical Institution Act 2007	1	0	0	1
	MMRD (Mines & Minerals Regulation Development) Act 1957	24	18	6	10
	Karnataka Treasure Trove Act 1962	2	0	1	0
	Karnataka Prohibition of Charging Exorbitant Interest Act 2004	2	1	2	0
	Karnataka Ayurvedic And Unani Pract. Regis. & Medical Prac. Misc. Prov. Act	0	0	0	0
	Other Local Acts	35	14	13	15
	Sub Total	3684	952	740	2450

Sl. No.	Heads of Crime	During the current year upto the end of month under review	During the corresponding month of previous year	During the previous month	During the current month
35	CYBER CRIME				
	Information Technology Act 2000, 2009	4310	1047	1370	1615
	Sub Total	4310	1047	1370	1615
36	NATIONAL SECURITY ACT	0	0	0	0
37	POCSO				
	Custodial Rape	0	1	0	0
	Gang Rape	2	1	0	1
	Rape with Murder	1	0	0	1
	Rape	484	198	143	168
	Others	200	77	67	65
	Sub Total	687	277	210	235
	Total (Item 1 to 36)	15166	4581	4051	7331
C. CRIMES AGAINST WOMEN					
1	Rape (Sec. 376 IPC)				
	1.1 Custodial Rape	0	0	0	0
	1.2 Gang Rape	2	1	1	1
	1.3 other Cases of Rape	126	57	53	43
	Sub Total	128	58	54	44
2	Outraging modesty (Molestation) (sec.354 IPC)	1442	547	441	540
3	Kidnapping & Abduction of Women: (Sec.366 IPC)	32	14	14	11
4	Insulting modesty (Eve-Teasing) (Sec.294 & 509 IPC if victim is a woman)	27	6	7	13
5	Murder for Dowry - by burning (Sec.302 IPC)	0	0	0	0
6	Murder for Dowry - by other means (Sec.302 IPC)	3	2	1	1
7	Murder for other reasons	101	40	34	38
8	Attempt to Commit Murder for dowry by burning (Sec.307 IPC)	0	0	0	0
9	Attempt to Commit Murder for dowry by other means (Sec.307 IPC)	15	4	8	5
10	Attempt to Commit murder for other reasons	206	73	62	79
11	Dowry Death-by burning (Sec.304-B IPC)	1	0	0	1
12	Dowry Death-by other Means (Sec.304(B) IPC)	31	10	9	16
13	Cruelty by Husband or Relatives of Husband (Sec.498-A IPC)	655	278	215	236
14	Abetment of Suicide (Sec.306 IPC)	39	11	15	14
15	Immoral Traffic (prevention) Act.	50	28	20	12
16	Indecent Representation of Women(Prohibition) Act-1986	0	0	0	0
17	Pornography	2	0	0	0
18	Offences against Public Servants (Sec.182-188-333-353 IPC)	25	11	7	14
19	Offences related to Marriage	11	2	5	0
20	Cyber Crimes	1528	258	487	610
	Total (Item 1 to 20)	4296	1342	1379	1634

Sl. No.	Heads of Crime	During the current year upto the end of month under review	During the corresponding month of previous year	During the previous month	During the current month
<u>D.CRIME AGAINST CHILDREN</u>					
1	Infanticide/ Foeticide (Sec. 315 & 316 IPC)	0	0	0	0
2	Rape on Minor	0	0	0	0
3	Exposure & abandonment (Sec. 317 IPC)	22	5	6	8
4	Kidnapping & Abduction of Children	807	270	240	313
4.1	For Ransom - of Children	1	0	0	0
4.2	of Children - for begging	0	0	0	0
4.3	of Girls - Immoral Purpose	0	0	0	0
4.4	With intent to Steal from Child	0	0	0	0
4.5	Lawful Guardianship	1	0	1	0
4.6	Procuration of Minor Girls - For Prostitution	0	0	0	0
4.7	Procuration of Minor Girls - Importing of Girl	0	0	0	0
4.8	Procuration of Minor Girls - For Other Purposes	3	1	2	0
	Sub Total	812	271	243	313
5	Selling of girls for Prostitution (Sec.372 IPC)	0	0	0	0
6	The Prohibition of Child Marriage Act - 2006	37	17	14	11
7	POCSO Act	687	277	210	235
8	Death of Children due to miscarriage	2	1	2	0
9	Juvenile Justice Act	5	5	2	2
10	Child Labour (Pro.& Reg.) Act	5	8	4	0
11	Probation of Offenders Act	1	0	0	0
	Total (Item 1 to 11)	1571	584	481	569

Sl. No.	Heads of Crime	During the current year upto the end of month under review	During the corresponding month of previous year	During the previous month	During the current month
<u>E. CRIME AGAINST SCHEDULED CASTES / TRIBES BY NON SCs/STs</u>					
1	Murder	15	10	7	7
2	Rape	46	31	15	15
3	Kidnapping	20	10	2	5
4	Offences under the Protection of Civil Rights Act.	3	0	1	2
5	Offences under the SC & ST (prevention of Atrocities) Act 1989 (if the victim is SC)	375	169	122	128
	Total (Item 1 to 5)	459	220	147	157

G. MOTOR VEHICLE ACCIDENTS (DURING MARCH 2023)

<i>Sl.No.</i>	<i>Location of Accidents</i>	<i>No. of Cases</i>			<i>No. of Persons</i>		
		<i>Fatal</i>	<i>Non-Fatal</i>	<i>Total</i>	<i>Killed</i>	<i>Injured</i>	<i>Total</i>
1	National Highways	310	853	1163	326	1417	1743
2	State Highways	238	613	851	250	1022	1272
3	Other Roads	359	1175	1534	364	1789	2153
	TOTAL	907	2641	3548	940	4228	5168

1. 907 Fatal cases have been reported in March 2023, on an average 29 fatal cases reported per day.
2. 2641 Non Fatal cases have been reported in March 2023, on an average 85 non fatal cases reported per day
3. Out of 907 fatal cases reported 310 of the cases are on National Highways.
4. Out of 2641 non fatal cases reported 853 of the cases are on National Highways.
5. Out of 940 persons killed in road accidents 326 persons killed in National highways, i.e., 35% persons killed in National highways
6. Out of 4228 persons injured in road accidents 1417 persons injured in National highways, i.e., 34% Persons injured in National highways

KARNATAKA SAKALA SERVICES ACT, 2011 AND (AMENDMENT) ACT, 2014**Unitwise - Month wise Report on Receipts & Disposals - March - 2023**

Police Department has implemented 24 SAKALA Services through PoliceIT Application. The district wise details of received, disposed and overdue status of services for March 2023 as on 31.03.2023 are as under.

SI No	District	No. of SAKALA Receipts during the Month	No. of SAKALA Disposals during the Month	No. of Pendency After due date as on 31.03.2023
1	Bengaluru City	29276	29866	4
2	Belagavi City	2780	2930	17
3	Hubli-Dharwad City	1130	1163	36
4	Mysore City	4381	4268	24
5	Mangalore City	3118	3450	4
6	Bagalkot	1842	1689	6
7	Ballari	1190	1188	4
8	Belagavi	1647	1617	58
9	Bengaluru Rural	2388	2318	57
10	Bidar	1311	1172	7
11	Chamarajanagar	1429	1504	6
12	Chikkaballapura	1807	1948	2
13	Chikkamagaluru	2237	2446	0
14	Chitradurga	1973	1821	41
15	Dakshina Kannada	830	811	9
16	Davanagere	1804	1825	2
17	Dharwad	958	933	11
18	Gadag	787	734	2
19	Hassan	2464	2562	3
20	Haveri	1426	1448	1
21	Kalaburagi	1177	1190	28
22	Kodagu	916	890	10
23	Kolar	1639	1542	7
24	KGF	734	799	0
25	Koppal	821	716	13
26	Mandya	3063	2991	13
27	Mysuru	2346	2457	28
28	Raichur	878	831	7
29	Ramanagara	2408	2311	9
30	Shivamogga	2908	2905	2
31	Tumakuru	3108	3114	14
32	Udupi	2071	2118	4
33	Uttara Kannada	2647	2652	0
34	VijayaNagara	930	929	16
35	Vijayapura	2158	2106	4
36	Yadgir	611	622	50
	Total	93193	93866	499

KARNATAKA SAKALA SERVICES ACT, 2011 AND (AMENDMENT) ACT, 2014**Unitwise - Month wise Report on Receipts & Disposals - March - 2023**

Police Department has implemented 24 SAKALA Services through PoliceIT Application. The Service wise details of received, disposed and overdue status of services for March 2023 as on 31.03.2023 are as under

Sl. No	Service Name	Stipulated Time	No. of Receipts During the Month	No. of Disposal During the Month
1	Arms License Issue and Renewal Verification	30	2	0
2	Certification of Finger Print	20	4	4
3	Disposal of Petitions	45	26221	25317
4	Issue of copy of FIR to the complaintant	1	20661	20662
5	License for Amplified Sound System	3	828	825
6	License for Amusement	15	0	0
7	Missing Report of documents, Mobile phone etc	1	8220	8221
8	No objection to return to India permission in respect of Tibetans	20	0	0
9	No obligation to return to India (NORI) Certificate	20	0	0
10	NOC for Crackers License	7	2	4
11	NoC for Passport Verification	20	687	616
12	NOC for petrol pump,gas agency,hotel,bar etc.	7	0	0
13	NOC for Residencial Permit Extension	7	0	0
14	NOC required for setting up of Petroleum, Diesel and Naphtha, Sale, Transport	21	0	0
15	Permission for Peaceful Assembly and procession	15	0	0
16	Police Clearance Certificate for going abroad (Visa for studies)/ Police Clearance Certificate for Foreign Nationals	20	330	317
17	Police verification Certificate for Coolies/Loader/Class IV Security Staff/ Supervisor at Airport (Individual applicants only)	20	8121	8739
18	Police Verification Certificate for domestic servants/house keeping	20	55	41
19	Police Verification Certificate for Institutions/ Companies	20	100	80
20	Police verification Certificate for Marriage Alliances	20	11	17
21	Police verification Certificate for Training Apprenticeship at Public Undertakings /for trainees/ Workers working on daily wages at Govt. Institutions	20	3367	3497
22	PVC for Central /State Govt. employees if request is received directly by the employee	20	813	882
23	Service Verification	20	23771	24644
24	Temporary Licence for Sale of Crackers	7	0	0
	Total		93193	93866

Comparitive Crime Statement 17 for the Years 2021, 2022, and 2023

KARNATAKA STATE	2021														2022														2023 As on 31/03/2023													
Head Name	Rep	Fal	Tr	Tru	NI	Con	Dis/ACQ	Com	PT	UI	Un	OD	AB	Rep	Fal	Tr	Tru	NI	Con	Dis/ACQ	Com	PT	UI	Un	OD	AB	Rep	Fal	Tr	Tru	NI	Con	Dis/ACQ	Com	PT	UI	Un	OD	AB			
PART-I (IPC Cases)																																										
Murder	1349	62	28	1260	0	6	43	0	1064	66	38	2	41	1378	40	33	1305	0	0	5	0	1086	183	1	3	27	337	0	3	334	0	0	0	0	20	314	0	0	0			
Attempt to murder	2458	151	9	2298	0	8	69	7	2068	90	34	6	16	2891	96	8	2787	0	0	18	5	1710	1035	8	11	0	732	2	0	730	0	0	0	0	35	695	0	0	0			
C.H.Not Amounting to murder	88	8	0	80	0	0	4	0	67	7	0	0	2	91	8	1	82	0	0	0	0	48	34	0	0	0	15	0	0	15	0	0	0	0	0	15	0	0	0			
Dacoity	179	18	3	158	0	0	2	0	125	21	10	0	0	222	11	4	207	0	0	0	0	115	90	2	0	0	49	0	0	49	0	0	0	0	1	48	0	0	0			
Preparation And Assembly For Dacoity	389	0	0	389	0	1	3	0	379	5	1	0	0	293	0	0	293	0	0	2	0	252	39	0	0	0	37	0	0	37	0	0	0	0	7	30	0	0	0			
Robbery	980	30	22	928	0	1	12	1	696	71	146	0	1	1069	24	11	1034	0	1	1	3	587	406	32	4	0	251	0	1	250	0	0	0	0	27	223	0	0	0			
Chain Snatching	664	13	5	646	0	1	7	0	449	49	140	0	0	668	3	8	657	0	0	1	1	350	273	31	1	0	159	1	0	158	0	0	0	0	8	150	0	0	0			
H.B.T by day	804	26	2	776	0	7	9	1	367	47	342	1	2	993	24	0	969	0	1	2	0	287	494	183	2	0	234	0	0	234	0	0	0	0	3	231	0	0	0			
H.B.T by night	4015	39	3	3973	0	25	23	6	1528	233	2152	2	4	4433	27	3	4403	0	6	4	2	1074	2249	1066	2	0	1041	2	0	1039	0	0	0	0	28	1011	0	0	0			
House theft	914	51	2	861	0	4	10	5	371	19	449	2	1	1293	55	1	1237	0	3	2	1	319	429	482	1	0	373	3	0	370	0	0	0	0	19	351	0	0	0			
Ordinary Theft	15909	367	199	15343	0	300	198	1542	4365	325	8488	112	13	19461	393	292	18776	0	149	71	895	4478	6154	6937	87	5	4479	29	28	4422	0	1	1	5	137	4250	27	1	0			
Cattle thefts	412	5	3	404	0	3	4	19	177	20	179	2	0	478	8	1	469	0	1	5	8	135	196	120	2	2	78	0	0	78	0	0	0	0	0	78	0	0	0			
Receiving stolen Property	1	0	0	1	0	0	0	0	1	0	0	0	0	2	0	0	2	0	1	0	0	0	1	0	0	0	1	0	0	1	0	0	0	0	0	1	0	0	0			
Cheating	5424	1465	151	3808	0	11	8	67	1800	1382	456	72	12	6411	1014	136	5261	0	8	6	23	995	3959	234	31	5	1551	28	16	1507	0	0	0	0	13	1491	1	2	0			
Cr.Br.Trust	478	123	9	346	0	0	1	4	161	159	13	8	0	461	59	7	395	0	0	0	1	80	308	4	2	0	116	1	0	115	0	0	0	0	0	115	0	0	0			
C.C.Notes	33	0	0	33	0	0	0	0	17	2	14	0	0	29	0	0	29	0	0	0	0	7	14	8	0	0	3	0	0	3	0	0	0	0	3	0	0	0	0			
Sub Total - PART-I	34097	2358	436	31304	0	367	393	1652	13635	2496	12462	207	92	40173	1762	505	37906	0	170	117	939	11523	15864	9108	146	39	9456	66	48	9342	0	1	1	5	301	9003	28	3	0			
PART-II (IPC Cases)																																										
304(A),IPC	9866	94	18	9754	2	300	358	11	7128	105	816	10	1026	11287	53	18	11216	2	122	58	5	6942	2931	435	4	719	2915	4	5	2906	0	0	0	0	147	2745	0	0	14			
279,337,338 IPC	25197	196	17	24984	0	13626	206	247	9836	146	821	31	71	28942	160	20	28762	0	8691	100	186	14235	4908	591	19	32	8094	4	2	8088	0	143	2	1	813	7129	0	0	0			
Rioting	3971	350	5	3616	2	9	242	45	3161	121	25	10	3	3940	220	9	3711	0	5	43	14	2175	1458	13	3	0	912	6	1	905	0	0	0	0	30	875	0	0	0			
Hurts	13320	668	16	12637	1	67	1124	335	10741	136	186	25	23	15309	572	21	14716	0	30	292	164	10813	3291	102	14	10	3974	17	3	3954	0	1	0	4	377	3571	0	1	0			
Acid Attack (326(a))	2	1	0	1	0	0	0	0	0	0	1	0	0	7	1	0	6	0	0	0	0	6	0	0	0	0	1	0	0	1	0	0	0	0	0	1	0	0	0			
Kidnapping	2779	2375	39	365	1	2	22	1	182	132	25	1	0	3288	2503	36	749	0	1	7	1	169	556	11	2	1	887	162	6	719	0	0	0	0	4	715	0	0	0			
304(B) IPC	157	5	0	152	0	0	6	0	144	1	0	0	1	162	9	1	152	0	0	0	0	130	22	0	0	0	32	0	0	32	0	0	0	0	2	30	0	0	0			
498 (A) IPC	2290	212	60	2018	0	3	186	16	1752	46	0	9	6	2793	149	54	2590	0	2	32	5	1765	779	0	4	3	655	4	8	643	0	0	0	0	40	601	0	2	0			
354 IPC Molestation	4915	400	26	4490	0	12	267	27	4024	120	20	10	10	5862	348	24	5490	1	1	64	10	3652	1737	20	5	1	1441	8	2	1431	0	0	0	1	80	1349	1	0	0			
Rape	557	25	29	503	0	1	25	0	448	18	3	6	2	537	26	30	481	0	0	2	0	369	107	0	3	0	128	0	4	124	0	0	0	0	6	118	0	0	0			
353 IPC	1111	46	3	1062	0	16	19	0	940	51	31	3	2	994	22	0	972	0	6	2	1	585	374	3	0	1	254	0	0	254	0	0	0	0	15	238	0	1	0			
Other IPC	15763	1174	51	14538	0	4871	252	311	7803	677	521	58	45	14094	804	68	13223	0	3250	50	177	5854	3531	314	33	14	4792	10	9	4773	0	419	0	3	1054	3296	0	0	1			
Sub Total - PART-II	79928	5546	264	74120	6	18907	2707	993	46159	1553	2449	163	1189	87215	4867	281	82068	3	12108	650	563	46695	19694	1489	87	781	24085	215	40	23830	0	563	2	9	2568	20668	1	4	15			

Comparitive Crime Statement 17 for the Years 2021, 2022, and 2023

KARNATAKA STATE	2021														2022														2023 As on 31/03/2023													
Head Name	Rep	Fal	Tr	Tru	NI	Con	Dis/ACQ	Com	PT	UI	Un	OD	AB	Rep	Fal	Tr	Tru	NI	Con	Dis/ACQ	Com	PT	UI	Un	OD	AB	Rep	Fal	Tr	Tru	NI	Con	Dis/ACQ	Com	PT	UI	Un	OD	AB			
PART-III (SLL Cases)																																										
Arms Act	366	4	1	361	0	4	8	0	327	14	7	1	0	272	5	3	264	0	0	0	0	174	89	0	1	0	67	0	0	67	0	0	0	0	9	58	0	0	0			
Cow Slaughter	541	4	1	536	0	18	4	0	482	15	14	1	2	406	2	1	403	0	5	0	1	250	137	8	2	0	75	0	0	75	0	0	0	0	0	75	0	0	0	0		
Animal Sacrifice Act	311	11	4	296	0	18	2	2	245	8	19	1	1	462	13	2	447	0	8	1	1	271	147	18	1	0	95	1	0	94	0	1	0	0	8	85	0	0	0			
P.I.T Act	232	2	0	230	0	1	2	0	219	7	0	1	0	241	1	0	240	0	3	0	0	175	61	1	0	0	50	0	0	50	0	0	0	0	6	44	0	0	0			
POCSO	2867	37	88	2742	0	46	541	2	2113	16	4	3	17	3143	36	94	3013	0	15	144	2	2651	181	5	7	8	687	0	22	665	0	0	0	0	136	528	0	1	0			
K.P Act	336	5	0	331	0	123	3	0	199	2	1	2	1	460	2	0	458	0	86	2	2	294	65	2	6	1	410	1	0	409	0	4	0	0	35	369	0	1	0			
E.C Act	472	18	2	452	0	0	2	0	394	55	0	1	0	810	6	3	801	0	0	0	0	397	397	2	5	0	112	0	1	111	0	0	0	0	8	103	0	0	0			
SC/ST/Act	1750	294	48	1408	2	3	89	3	1256	43	5	8	1	2141	205	113	1823	0	0	13	1	1353	450	0	5	1	459	3	5	451	0	0	0	0	41	409	0	1	0			
Explosive Act	183	19	0	164	0	11	1	1	110	20	18	2	1	61	0	1	60	0	1	0	0	12	44	3	0	0	8	0	0	8	0	0	0	0	0	8	0	0	0			
N.D.P.S Act	5789	5	0	5784	0	1523	38	50	4071	51	4	38	9	6406	12	5	6389	0	1386	17	57	4408	492	5	23	1	1463	0	0	1463	0	64	0	1	507	891	0	0	0			
TADA Act	0	0	0	0	0	0	0	0	0	0	0	0	0	0	0	0	0	0	0	0	0	0	0	0	0	0	0	0	0	0	0	0	0	0	0	0	0	0	0			
PCR Act	2	2	0	0	0	0	0	0	0	0	0	0	0	4	1	0	3	0	0	0	0	1	2	0	0	0	2	0	0	2	0	0	0	0	0	2	0	0	0			
R.P.Act	37	4	2	31	0	3	0	0	16	7	5	0	0	6	2	0	4	0	0	0	0	2	2	0	0	0	9	0	0	9	0	0	0	0	0	9	0	0	0			
Children Act	399	43	25	331	0	13	9	1	286	18	1	3	0	357	24	13	320	0	9	2	0	193	114	1	1	0	48	0	2	46	0	0	0	0	3	43	0	0	0			
Sati Act	0	0	0	0	0	0	0	0	0	0	0	0	0	0	0	0	0	0	0	0	0	0	0	0	0	0	0	0	0	0	0	0	0	0	0	0	0	0	0			
Cinema Autograpy Act	0	0	0	0	0	0	0	0	0	0	0	0	0	1	1	0	0	0	0	0	0	0	0	0	0	0	0	0	0	0	0	0	0	0	0	0	0	0	0			
Gambling Act	14081	2	2	14077	0	7367	120	72	6410	33	2	62	11	13044	1	0	13043	0	4172	30	45	8263	504	0	25	4	3038	0	0	3038	0	131	1	4	1082	1820	0	0	0			
Excise Act	7523	1	0	7522	0	2706	170	86	4486	23	6	19	26	8865	0	0	8865	0	2807	65	56	5396	483	0	45	13	3221	0	0	3221	0	126	1	1	555	2538	0	0	0			
D.P Act	1872	124	82	1666	0	0	92	14	1444	94	1	20	1	2225	111	53	2061	0	0	18	7	1235	791	0	10	0	471	0	6	465	0	0	0	0	15	450	0	0	0			
Other Special and Local Laws	13022	212	31	12779	0	1664	83	2016	2991	1398	4547	69	11	14479	135	15	14329	0	208	9	1003	1632	8294	3170	11	2	4951	3	2	4946	0	0	0	4	95	4846	1	0	0			
Sub Total - PART-III	49783	787	286	48710	2	13500	1164	2247	25049	1804	4634	231	81	53383	557	303	52523	0	8700	301	1175	26707	12253	3215	142	30	15166	8	38	15120	0	326	2	10	2500	12278	1	3	0			
PART-IV (Cr.PC)																																										
107 Cr.p.C	0	0	0	0	0	0	0	0	0	0	0	0	0	1	0	0	1	0	0	0	0	1	0	0	0	0	0	0	0	0	0	0	0	0	0	0	0	0	0			
109 Cr.p.c	2	0	0	2	0	1	0	0	1	0	0	0	0	1	0	0	1	0	1	0	0	0	0	0	0	0	0	0	0	0	0	0	0	0	0	0	0	0	0			
110 Cr.P.C	1	0	0	1	0	0	0	0	0	0	0	0	0	0	0	0	0	0	0	0	0	0	0	0	0	0	0	0	0	0	0	0	0	0	0	0	0	0	0			
145 CR.P.C	0	0	0	0	0	0	0	0	0	0	0	0	0	0	0	0	0	0	0	0	0	0	0	0	0	0	0	0	0	0	0	0	0	0	0	0	0	0	0			
151 CR.p.c	0	0	0	0	0	0	0	0	0	0	0	0	0	0	0	0	0	0	0	0	0	0	0	0	0	0	1	0	0	1	0	0	0	0	0	1	0	0	0			
41(1)(d) 102 Cr.P.C	84	3	9	72	0	6	0	6	33	3	0	24	0	83	2	15	66	0	3	0	2	29	19	0	12	1	9	0	2	7	0	0	0	0	0	7	0	0	0			
Other Cr.P.C	8	0	1	7	0	2	0	0	3	1	0	1	0	4	1	1	2	0	0	0	0	2	0	0	0	0	0	0	0	0	0	0	0	0	0	0	0	0	0			
Sub Total - PART-IV	95	3	10	82	0	9	0	6	37	4	0	25	0	89	3	16	70	0	4	0	2	32	19	0	12	1	10	0	2	8	0	0	0	0	0	8	0	0	0			
Grand Total	163903	8694	996	154216	8	32783	4264	4898	84880	5857	19545	626	1362	180860	7189	1105	172567	3	20982	1068	2679	84957	47830	13812	387	851	48717	289	128	48300	0	890	5	24	5369	41957	30	10	15			
PART-V (Missing Cases)																																										
Head Name	Rep	Fal	Tr	Tru	UI	Tra	Untra							Rep	Fal	Tr	Tru	UI	Tra	Untra							Rep	Fal	Tr	Tru	UI	Tra	Untra									
Missing Person	15158	180	15	14961	763	13767	431							17697	150	23	17523	2207	15298	18							4504	23	2	4479	1808	2671	0									
PART-VI (PAR Cases)																																										
Head Name	Rep	Fal	Tr	Tru	UI	OD	BO							Rep	Fal	Tr	Tru	UI	OD	BO							Rep	Fal	Tr	Tru	UI	OD	BO									
PAR (Cr.PC)	22159	0	0	22159	8870	295	12994							41376	0	0	41376	18775	407	22194							23529	0	0	23529	16229	55	7245									

Police IT Monthly Progress Report as on March - 2023

PoliceIT Pragathi - 01.01.2022 to 31.03.2023

Rank	Score	(5)		(3)		(2)		(5)		(5)		(5)		(5)		(5)		(5)		(5)		(5)		(40)		(100)		Total	Previous Month Rank		
	Name of the Unit/District	FIR		UDR		PAR		Property Seizure/PF		Crime Details/Spot Mahazar		Arrest/Surrender		Charge Sheet		Final Report B, C & UDR		Total MoB		Total History Sheet		Total Rowdy Sheet		Court Disposal		UI Cases (From 2011-2022)				Data Quality (Given by SCR)	
		Actual	In PIT	Actual	In PIT	Actual	In PIT	Actual	In PIT	Actual	In PIT	Actual	In PIT	Actual	In PIT	Actual	In PIT	Actual	In PIT	Actual	In PIT	Actual	In PIT	Actual	In PIT	Actual	In PIT			in PIT	
1	2	3	5	6	8	9	11	12	14	15	17	18	20	21	23	24	26	27	29	30	32	33	35	36	38	39	41	42	43	44	
1	Belagavi City	2972	2972	516	516	713	713	1108	1108	3483	3483	1969	1969	1193	1193	565	565	2432	2432	12	12	1058	1058	429	429	890	890	40.000	100.000	1	◀▶
1	Kalaburagi City	3222	3222	279	279	775	775	1741	1741	3312	3312	3053	3053	1616	1616	487	487	2346	2346	42	42	1420	1420	534	534	1026	1026	40.000	100.000	1	◀▶
1	DCP SouthEast DIV, Bengaluru City	6926	6926	846	846	601	601	2228	2228	7726	7726	3105	3105	2671	2671	1453	1453	4864	4864	15	15	881	881	668	668	1792	1792	40.000	100.000	1	◀▶
1	Mangaluru City	3534	3534	916	916	1854	1854	2084	2084	4243	4243	2583	2583	1782	1782	759	759	2957	2957	17	17	1530	1530	737	737	1070	1070	40.000	100.000	1	◀▶
1	DCP West DIV, Bengaluru City	8997	8997	1452	1452	1557	1557	3036	3036	9445	9445	5761	5761	3650	3650	3138	3138	2971	2971	28	28	1378	1378	1702	1702	1970	1970	40.000	100.000	1	◀▶
1	Dharwad	2404	2404	586	586	620	620	1562	1562	2987	2987	2663	2663	1267	1267	638	638	868	868	8	8	288	288	577	577	606	606	40.000	100.000	1	◀▶
1	Koppal	4056	4056	504	504	2364	2364	2572	2572	4056	4056	3808	3808	2690	2690	563	563	1966	1966	31	31	896	896	356	356	747	747	40.000	100.000	1	◀▶
1	Belagavi Dist.	8551	8551	1778	1778	1794	1794	4422	4422	9147	9147	7579	7579	4460	4460	1583	1583	3546	3546	37	37	668	668	1505	1505	2175	2175	40.000	100.000	1	◀▶
2	Kalaburgi Dist.	11115	11115	1454	1454	3337	3337	9082	9082	11517	11517	15338	15338	8652	8652	2227	2227	2262	2262	19	19	2185	2185	4780	4780	858	858	39.999	99.999	1	▼
2	Bagalkot	4125	4125	658	658	1246	1246	2675	2675	4776	4776	2701	2701	2563	2563	688	688	157	157	4	4	70	70	673	673	910	910	39.999	99.999	1	▼
3	Ballari	4185	4185	616	616	1313	1313	3216	3216	4732	4732	2456	2456	2746	2746	776	776	2334	2334	19	19	743	743	1908	1908	1328	1328	39.998	99.998	2	▼
4	Bidar	5238	5238	552	552	2205	2205	4072	4072	5503	5503	6438	6438	3469	3469	873	873	1946	1946	44	44	910	910	2257	2257	1035	1035	39.996	99.996	2	▼
4	KGF	1789	1789	204	204	956	956	1092	1092	1451	1451	1027	1027	966	966	258	258	2025	2025	29	29	918	918	432	432	465	465	39.996	99.996	3	▼
5	Dakshina Kannada	2780	2780	796	796	1817	1817	1945	1945	3523	3523	1844	1844	1607	1607	585	585	2151	2151	13	13	1233	1233	1798	1798	1069	1069	39.991	99.991	4	▼
6	Vijayapura	5863	5863	908	908	2099	2099	2878	2878	6761	6761	3744	3744	2963	2963	620	620	2482	2482	36	36	1309	1309	680	680	1763	1763	39.987	99.987	5	▼
7	Gadag	2637	2637	462	462	1289	1289	1697	1697	3072	3072	2471	2471	1543	1543	411	411	1317	1317	20	20	481	481	1313	1313	469	469	39.982	99.982	1	▼
8	Shivamogga	8561	8561	1344	1344	2239	2239	4607	4607	9828	9828	3951	3951	4527	4527	1118	1118	4067	4067	81	81	1302	1302	1220	1220	3709	3709	39.981	99.981	7	▼
9	Raichur	5213	5213	494	494	1547	1547	3813	3813	4502	4502	2695	2695	3803	3803	890	890	2731	2731	31	31	1687	1687	1287	1287	514	514	39.980	99.980	3	▼
10	DCP South DIV, Bengaluru City	8197	8197	777	777	1224	1224	2118	2118	8624	8624	4671	4671	3481	3481	1914	1914	6884	6884	16	16	1600	1600	1509	1509	2129	2129	39.978	99.978	11	▲
11	DCP NorthEast DIV, Bengaluru City	5752	5752	709	709	708	708	1685	1685	6051	6051	3354	3354	1715	1715	1944	1944	2962	2962	13	13	634	634	736	736	1294	1294	39.975	99.975	16	▲
12	Karnataka Railways	1631	1631	2017	2017	189	189	980	980	3644	3644	400	400	336	336	1218	1218	3368	3368	26	26	65	65	156	156	813	813	39.969	99.969	7	▼
13	DCP Central DIV, Bengaluru City	4373	4373	376	376	358	358	1435	1435	4253	4253	2059	2059	1743	1743	1405	1405	4319	4319	16	16	559	559	551	551	951	951	39.964	99.964	1	▼
14	Mysuru City	4578	4578	689	689	973	973	3501	3501	4084	4084	8168	8168	2042	2042	972	972	3675	3675	36	36	929	929	622	622	1444	1444	39.962	99.962	6	▼
15	Chikkamagaluru	5482	5482	971	971	1522	1522	4031	4031	5656	5656	2158	2158	3063	3063	749	749	3579	3579	78	78	821	821	939	939	1799	1799	39.943	99.943	12	▼
16	Hubbali Dharwad City	4217	4217	628	628	1754	1754	3011	3011	4614	4614	5140	5140	2482	2482	757	757	3293	3293	104	104	2809	2809	935	935	1299	1299	39.941	99.941	9	▼
17	Vijayanagara	6922	6922	1045	1045	2050	2050	6195	6195	7577	7577	10247	10247	5219	5219	1356	1356	2300	2300	38	38	654	654	2947	2947	1004	1004	39.916	99.916	14	▼
18	Udupi	4033	4033	1075	1075	1446	1446	3444	3444	4709	4709	2663	2663	2673	2673	1112	1112	3536	3536	25	25	1142	1142	2053	2053	578	578	39.864	99.864	13	▼
19	Uttara Kannada	4700	4700	866	866	1671	1671	3069	3069	5541	5541	4100	4100	3040	3040	850	850	305	305	11	11	56	56	1950	1950	713	713	39.856	99.856	15	▼
20	Kodagu	2362	2362	665	665	1263	1263	3078	3078	2389	2389	1272	1272	1791	1791	720	720	1117	1117	26	26	820	820	1143	1143	922	922	39.827	99.827	10	▼

Police IT Monthly Progress Report as on March - 2023

PoliceIT Pragathi - 01.01.2022 to 31.03.2023

Rank	Score		(5)		(3)		(2)		(5)		(5)		(5)		(5)		(5)		(5)		(5)		(5)		(40)		(100)						
	Name of the Unit/District		FIR		UDR		PAR		Property Seizure/PF		Crime Details/Spot Mahazar		Arrest/Surrender		Charge Sheet		Final Report B, C & UDR		Total MoB		Total History Sheet		Total Rowdy Sheet		Court Disposal		UI Cases (From 2011-2022)		Data Quality (Given by SCRB)		Total	Previous Month Rank	
	Actual	In PIT	Actual	In PIT	Actual	In PIT	Actual	In PIT	Actual	In PIT	Actual	In PIT	Actual	In PIT	Actual	In PIT	Actual	In PIT	Actual	In PIT	Actual	In PIT	Actual	In PIT	Actual	In PIT	in PIT						
1	2	3	5	6	8	9	11	12	14	15	17	18	20	21	23	24	26	27	29	30	32	33	35	36	38	39	41	42	43	44			
21	Chamarajanagara	3289	3289	407	407	961	961	2928	2928	3662	3662	1934	1934	1945	1945	333	333	1928	1928	59	59	638	638	1442	1442	696	696	39.791	99.791	19	▼		
22	Mysuru Dist	7843	7843	1093	1093	2768	2768	6146	6146	7711	7711	3472	3472	4567	4567	1005	1005	4221	4221	48	48	1506	1506	2277	2277	2430	2430	39.784	99.784	18	▼		
23	Hassan	7832	7832	1193	1193	2696	2696	6742	6742	7872	7872	10354	10354	5498	5498	1287	1287	3832	3832	62	62	1283	1283	2700	2700	1076	1076	39.661	99.661	17	▼		
24	Yadgir	2449	2449	333	333	1179	1179	1945	1945	2420	2420	2186	2186	1851	1851	463	463	1181	1181	25	25	1245	1245	408	408	73	73	39.650	99.650	21	▼		
25	Chitradurga	7633	7633	906	906	1327	1327	3519	3519	7563	7563	4567	4567	4310	4310	1064	1064	2891	2891	44	44	603	603	640	640	1764	1764	39.608	99.608	23	▼		
26	Tumakuru	9834	9834	1501	1501	1750	1750	7401	7401	10085	10085	13136	13136	6014	6014	2072	2072	6734	6734	158	158	942	942	2335	2335	1573	1573	39.598	99.598	20	▼		
27	DCP East DIV, Bengaluru City	7311	7311	917	917	806	806	1250	1250	5857	5857	3000	3000	2911	2911	1992	1992	4332	4332	2	2	847	847	142	142	2008	2008	39.497	99.497	31	▲		
28	DCP Whitefield DIV, Bengaluru City	5151	5151	859	859	547	547	1170	1170	5113	5113	1835	1835	1259	1259	1225	1225	4848	4848	16	16	360	360	471	471	2059	2059	39.494	99.494	27	▼		
29	Bengaluru Dist	10240	10240	1613	1613	2023	2023	4886	4886	9094	9094	7088	7088	4226	4226	2042	2042	8356	8356	80	80	1759	1759	1649	1649	3479	3479	39.390	99.390	28	▼		
30	Mandya	8039	8039	1020	1020	2325	2325	5427	5427	5546	5546	1753	1753	4855	4855	1385	1385	3771	3771	53	53	1262	1262	2808	2808	2473	2473	39.374	99.374	25	▼		
31	Chickballapura	5790	5790	630	630	1170	1170	4526	4526	6007	6007	6981	6981	3805	3805	751	751	3004	3004	53	53	859	859	1646	1646	911	911	39.369	99.369	8	▼		
32	Haveri	4406	4406	820	820	1544	1544	1994	1994	2882	2882	3148	3148	1827	1827	649	649	2497	2497	50	50	1052	1052	679	679	2086	2086	39.336	99.336	29	▼		
33	Davanagere	10865	10865	1655	1655	1904	1904	6196	6196	12252	12252	13301	13301	6061	6061	2502	2502	5055	5055	48	48	1464	1464	4166	4166	2842	2842	39.273	99.273	22	▼		
34	DCP North DIV, Bengaluru City	8421	8421	1199	1199	1049	1049	2630	2630	7679	7679	4838	4838	2948	2948	1360	1360	5838	5838	80	80	1600	1600	1201	1201	2679	2679	38.822	98.822	26	▼		
35	Kolar	4131	4131	529	529	1040	1040	1728	1728	3654	3654	2529	2529	1848	1848	617	617	758	758	11	11	563	563	566	566	13	13	38.678	98.678	24	▼		
36	Ramanagara	8059	8059	930	930	2480	2480	4539	4539	6388	6388	8205	8205	4515	4515	1275	1275	4739	4739	37	37	1410	1410	551	551	1057	1057	38.610	98.610	30	▼		

Traffic Divisions of Bengaluru City

Sl. No	Score		(5)		(5)		(5)		(10)		(10)		(5)		(10)		(5)		(40)		(100)		Total	Previous Month Rank
	Name of the Unit/District		FIR		UDR		Property Seizure/PF		Crime Details/Spot Mahazar		Arrest/Surrender		Charge Sheet		Final Report B, C & UDR		Court Disposal		UI Cases (From 2011-2022)		Data Quality (given by SCRB)			
	Actual	In PIT	Actual	In PIT	Actual	In PIT	Actual	In PIT	Actual	In PIT	Actual	In PIT	Actual	In PIT	Actual	In PIT	Actual	In PIT	Actual	In PIT	in PIT			
1	DCP Traffic East DIV, Bengaluru City	3825	3825	0	0	376	376	2971	2959	3313	3301	3202	3192	67	67	1247	1247	185	185	32.088	92.00	1	◀▶	
2	DCP Traffic West DIV, Bengaluru City	5827	5827	0	0	228	228	4575	4575	2155	2155	5291	5291	58	58	2677	2677	145	145	30.431	90.43	2	◀▶	
3	DCP Traffic North DIV, Bengaluru City	1392	1392	0	0	105	105	963	963	531	531	957	957	35	35	455	455	425	425	22.063	82.06	3	◀▶	

Data Quality:

Calculated based on Data entered like Victim Age, Religion, Caste, Occupation, Arrest Person Age, Religion, Caste, Occupation, Property Movement entered based on Property Entered, Activity field in Case Diary, Witness Details, Accused punishment details in Court Disposal, SHD usage, MOB/HS/RS regular updation etc,

Note :

Aadhaar e-Sign details of FIR for the Month of March 2023

Sl.No	District_Name	FIR Count	FIR eSign Count	FIR %
1	Dharwad	196	196	100.00
2	Belagavi Dist	733	729	99.45
3	Chamarajanagar	250	243	97.20
4	Bagalkot	348	338	97.13
5	Vijayapur	537	520	96.83
6	Dakshina Kannada	222	208	93.69
7	Ballari	290	265	91.38
8	Hubballi Dharwad City	269	243	90.33
9	Uttara Kannada	318	283	88.99
10	Udupi	384	326	84.90
11	Gadag	218	169	77.52
12	Haveri	327	247	75.54
13	Mangaluru City	282	129	45.74
14	Koppal	242	109	45.04
15	Kodagu	172	64	37.21
16	Davanagere	424	138	32.55
17	Chickballapura	356	108	30.34
18	Kalaburagi City	265	66	24.91
19	K.G.F	149	30	20.13
20	Belagavi City	245	40	16.33
21	Kalaburagi	382	58	15.18
22	Bengaluru Dist	814	122	14.99
23	Bidar	374	56	14.97
24	Mandya	760	108	14.21
25	Hassan	613	73	11.91
26	Bengaluru City	5900	649	11.00
27	Mysuru Dist	606	65	10.73
28	Tumakuru	885	85	9.60
29	Shivamogga	706	65	9.21
30	Chikkamagaluru	476	43	9.03
31	Raichur	385	31	8.05
32	Karnataka Railways	78	6	7.69
33	Mysuru City	305	20	6.56
34	Vijayanagara	292	6	2.05
35	Ramanagara	577	9	1.56
36	Chitradurga	777	9	1.16
37	Yadgir	213	1	0.47
38	Kolar	333	0	0.00
TOTAL		20703	5857	28.29

Aadhaar e-Sign details of Chargesheet for the Month of March 2023				
Sl No.	District_Name	Charge sheeted	e-Signed Charge sheeted	Charge sheet %
1	Dharwad	26	23	88.46
2	Belagavi Dist	49	42	85.71
3	Hubballi Dharwad City	63	49	77.78
4	Gadag	15	11	73.33
5	Chamarajanagar	47	34	72.34
6	Ballari	62	44	70.97
7	Udupi	108	74	68.52
8	Dakshina Kannada	20	12	60.00
9	Vijayapur	11	6	54.55
10	Uttara Kannada	124	61	49.19
11	Bagalkot	34	16	47.06
12	Koppal	38	14	36.84
13	Haveri	13	4	30.77
14	Kalaburagi City	20	6	30.00
15	Belagavi City	25	6	24.00
16	Kalaburagi	22	5	22.73
17	Mangaluru City	35	7	20.00
18	Shivamogga	43	7	16.28
19	Davanagere	77	8	10.39
20	Hassan	148	11	7.43
21	Chickballapura	50	2	4.00
22	Tumakuru	160	5	3.13
23	Bengaluru City	1513	33	2.18
24	Mysuru Dist	156	2	1.28
25	Bengaluru Dist	65	0	0.00
26	Bidar	102	0	0.00
27	Chikkamagaluru	57	0	0.00
28	Chitradurga	63	0	0.00
29	K.G.F	20	0	0.00
30	Kodagu	24	0	0.00
31	Kolar	37	0	0.00
32	Mandya	183	0	0.00
33	Mysuru City	52	0	0.00
34	Raichur	94	0	0.00
35	Ramanagara	35	0	0.00
36	Vijayanagara	32	0	0.00
38	Yadgir	79	0	0.00
39	Karnataka Railways	0	0	0.00
TOTAL		3702	482	13.02

Vehicle Log Details For The Month Of March-2023

Chief Office

As On: 17/04/2023

S.No.	District/Unit Name	Actual Strength	Log Entered Vehicles For The Month	Log Not Entered Vehicles For The Month	Remarks
1	Bagalkot	184	184	0	
2	Ballari	165	165	0	
3	Belagavi City	204	204	0	
4	Belagavi Dist	280	280	0	
5	Bengaluru City	3,156	2,248	908	
6	Bengaluru Dist	204	48	156	
7	Bidar	222	222	0	
8	Chamarajanagar	153	153	0	
9	Chickballapura	145	145	0	
10	Chikkamagaluru	259	259	0	
11	Chitradurga	192	149	43	
12	Coastal Security Police	50	26	24	
13	Dakshina Kannada	174	174	0	
14	Davanagere	214	203	11	
15	Dharwad	117	117	0	
16	Gadag	161	155	6	
17	Hassan	210	209	1	
18	Haveri	143	135	8	
19	Hubballi Dharwad City	250	249	1	
20	K.G.F	112	112	0	
21	Kalaburagi	244	196	48	
22	Kalaburagi City	153	153	0	
23	Karnataka Railways	90	89	1	
24	Kodagu	151	148	3	
25	Kolar	195	195	0	
26	Koppal	175	175	0	
27	Mandya	238	238	0	
28	Mangaluru City	222	202	20	
29	Mysuru City	239	204	35	
30	Mysuru Dist	228	228	0	
31	Raichur	173	173	0	
32	Ramanagara	196	166	30	
33	Shivamogga	265	265	0	
34	Tumakuru	298	274	24	
35	Udupi	204	204	0	

S.No.	District/Unit Name	Actual Strength	Log Entered Vehicles For The Month	Log Not Entered Vehicles For The Month	Remarks
36	Uttara Kannada	235	235	0	
37	Vijayanagara	143	143	0	
38	Vijayapur	216	216	0	
39	Yadgir	141	109	32	
40	Forest Cell	47	40	7	
41	CID	209	158	51	
42	ISD Bengaluru	77	69	8	
43	State INT	709	550	159	
44	APTS Yelahanka	20	1	19	
45	Battalion I - Bangalore	62	52	10	
46	Battalion II - Belgaum	36	32	4	
47	Battalion III - Bangalore	53	51	2	
48	Battalion IV - Bangalore	45	22	23	
49	Battalion IX - Bangalore	40	40	0	
50	Battalion V - Mysore	42	42	0	
51	Battalion VI - Gulbarga	41	31	10	
52	Battalion VII - Mangalore	36	36	0	
53	Battalion VIII - Shimoga	43	43	0	
54	Battalion X - Haveri	40	32	8	
55	Battalion XI - Hassan	49	49	0	
56	Battalion XII Tumakuru	40	40	0	
57	Central Range	6	3	3	
58	Centre for Counter Terrorism	44	31	13	
59	Chief Office	124	44	80	
60	COMMANDANT MOUNTED	19	19	0	
61	Eastern Range	3	3	0	
62	FPB Unit	19	4	15	
63	FSL Madiwala	24	0	24	
64	I.R.B. Vijayapura	40	17	23	
65	IGP Railways	3	3	0	
66	IGP TRAINING	8	7	1	
67	IIIrd BN KSISF	27	26	1	
68	IIInd BN KSISF	26	26	0	
69	IRB Munirabad	54	50	4	
70	ISD	146	146	0	
71	Ist BN KSISF	43	43	0	
72	Kalaburgi Range	6	3	3	
73	KPA Mysore	36	36	0	
74	KSPTS Channapatna	20	20	0	

S.No.	District/Unit Name	Actual Strength	Log Entered Vehicles For The Month	Log Not Entered Vehicles For The Month	Remarks
75	KSPTS Khanapur	21	20	1	
76	KSRP PTS BELAGAVI	18	18	0	
77	KSRP Training Munirabad	16	14	2	
78	PDMS Yelahanka	28	28	0	
79	PTC Gulbarga	35	32	3	
80	PTS Aimangala	18	7	11	
81	PTS Dharwad	19	5	14	
82	PTS Hassan	19	0	19	
83	PTS Kaduru	15	15	0	
84	PTS Mysuru	21	19	2	
85	PTS Thanisandra	19	0	19	
86	RFSL Ballari	4	3	1	
87	RFSL Belgaum	9	7	2	
88	RFSL Davanagere	8	8	0	
89	RFSL Gulbarga	8	7	1	
90	RFSL Hubballi	6	3	3	
91	RFSL Mangalore	12	6	6	
92	RFSL Mysore	9	6	3	
93	SCRB	49	48	1	
94	Southern Range	8	8	0	
95	Special Task Force	7	0	7	
96	State Wireless	91	91	0	
97	TTI Bangalore	1	1	0	
98	Western Range	2	2	0	
	Grand Total	13081	11167	1914	

Sevasindhu Statistics for the Month of March 2023

Sl.No	Service Name	Received	Disposed	Pending
1	Job / Service Verification	21216	12998	8218
2	Police Verification Certificate(PVC) for Central/State Govt employees if request is received directly by the employee / By Concerned Department	1005	619	386
3	Police Clearance Certificate for going abroad (Visa for studies)/ Police Clearance Certificate for Foreign Nationals	324	216	108
4	Police verification Certificate for Coolies/Loader/Class IV Security Staff/ Supervisor at Airport (Individual applicants only)	7900	5131	2769
5	Police Verification Certificate for domestic servants/house keeping	54	26	28
6	Police Verification Certificate for Institutions/ Companies	62	38	24
7	Police verification Certificate for Marriage Alliances	11	8	3
8	Police verification Certificate for Training Apprenticeship at Public Undertakings /for trainees/ Workers working on daily wages at Govt. Institutions	3362	1948	1414
Total (Sl.NO. 1 to 8)		33934	20984	12950
9	Amplified Sound System	0	0	0
10	Missing Report of documents, Mobile phone etc	715	171	544
11	Disposal of petitions	37	6	31
12	Locked Home Details	0	0	0
13	Senior Citizen Registration	75	0	75
14	Complaint Registration	154	14	140
15	License for Amusement	0	0	0
16	No obligation to return to India (NORI) Certificate	0	0	0
17	NOC for petrol pump,gas agency,hotel,bar etc.	0	0	0
18	Permission for Peaceful Assembly and procession	0	0	0
19	Application for Temporary License for Sale of Crackers	0	0	0
20	NOC for setting up of Petroleum, Diesel and Naphtha sale and transport	0	0	0
Grand Total		34915	21175	13740

Unitwise Statistics of cases Booked under COTPA Act 2003 for the month of March - 2023								
Sl. No.	Unit / District	Section 4	Section 5	Section 6A	Section 6B	Section7	Total Fine Amount Collected	
(1)	(2)	(3)	(4)	(5)	(6)	(7)	(8)	
I	Commissionerate							
1	Bengaluru City	1139	0	1	1	8	250200	
2	Mysuru City	104	0	0	0	0	17000	
3	Hubli-Dharwad City	1	0	0	0	0	200	
4	Mangaluru City	65	0	0	0	0	4560	
5	Belagavi City	335	0	0	0	0	20700	
6	Kalburgi City	0	0	0	0	0	0	
II	Central Range							
1	Bengaluru Dist.	20	0	0	0	0	4000	
2	K.G.F.	165	0	0	0	0	12850	
3	Kolar	64	0	0	0	0	6400	
4	Tumakuru	236	0	0	0	0	25000	
5	Chickballapura	26	0	0	0	0	2600	
6	Ramanagara	9	0	0	0	0	1800	
III	Eastern Range							
1	Chitradurga	109	0	0	0	0	8850	
2	Davanagere	143	0	0	0	0	14700	
3	Shivamogga	140	0	0	0	0	13400	
4	Haveri	37	0	0	0	0	2500	
IV	Western Range							
1	Chickmagalur	131	0	0	0	0	15840	
2	D.K.	648	0	0	0	0	66530	
3	Udupi	145	0	0	0	0	19900	
4	U.K.	182	0	0	0	0	27800	
V	Northern Range							
1	Bagalkot	15	0	0	0	0	1500	
2	Belagavi dist.	248	0	0	0	0	27700	
3	Vijayapura	0	0	0	0	0	0	
4	Dharwad	0	0	0	0	0	0	
5	Gadag	141	0	61	4	0	21100	
VI	North Eastern Range							
1	Bidar	4	0	0	0	0	1000	
2	Kaburgi	57	0	0	0	0	8200	
3	Yadgiri	55	0	0	0	0	4500	
VII	Southern Range							
1	Chamarajanagar	385	0	0	0	0	24850	
2	Hassan	38	0	0	0	0	2800	
3	Kodagu	67	0	0	0	0	5450	
4	Mandya	127	0	0	0	0	7550	
5	Mysuru Dist.	71	0	0	0	0	7400	
VIII	Ballari Range							
1	Ballari	777	0	0	0	0	77650	
2	Vijayanagara	154	0	0	0	0	10500	
3	Koppal	145	0	0	0	0	15000	
4	Raichur	826	0	0	0	0	90950	
IX	Karnataka Railways	92	0	0	0	0	11700	
Total		6901	0	62	5	8	832680	